

Soltice® Metal Collection Price List ■

September 3, 2014

Updated January 12, 2017

800-424-2432



Furnishing Knowledge®



Ordering C.O.M., C.O.L., and C.O.V.	High Point	2
Soltice® Metal	Multiple Seating General Information	4
	Multiple Seating	14
	Multiple Seating - Three Seat Spanner	34
	Multiple Seating Add-on	38
	Laminate Connecting Tables	62
	Veneer Connecting Tables	66
	Solid Surface Connecting Tables	70
	Lobby and Lounge Seating General Information	74
	Lobby and Lounge Seating	78
	Occasional Tables General Information	84
	Laminate Club Tables	86
	Laminate Lamp Tables	88
	Laminate Coffee & Console Tables	90
	Veneer Club Tables	92
	Veneer Lamp Tables	94
	Veneer Coffee & Console Tables	96
	Solid Surface Club Tables	98
	Solid Surface Lamp Tables	100
	Solid Surface Coffee & Console Tables	102
	Healthcare Seating General Information	104
	Healthcare Seating	106

Ordering C.O.M., C.O.L., and C.O.V.

High Point

Customer's Own Material ■

Specifications Form

January 2017

All fabrics, including COM, COL, KOM and in grades will be applied at the factory's discretion. If a pattern or stripe is to be applied in a certain direction, the customer MUST specify this in writing on the P.O. and attach a sample of the fabric with it running in the application direction to the P.O. Specifying fabric direction may increase the amount of COM or KOM yardage required. Check with KI Customer Service to see if an increase in yardage is necessary BEFORE specifying, ordering and sending COM and COL to the factory or having KOM quoted.

ALL C.O.M AND C.O.L SHIPMENTS
MUST BE PREPAID TO: KI
217 Feld Avenue
High Point, NC 27263

COM and COL must be identified as follows:

1. Name and address
2. Your purchase order number
3. Our style number to which fabric is to be applied
4. Supplier name and fabric name, number, and color

COLLECT SHIPMENTS WILL BE REFUSED.

SHIPMENT SCHEDULE WILL BE GIVEN WHEN ALL FABRIC IS RECEIVED FOR ENTIRE ORDER

YARDAGE REQUIREMENTS LISTED IN PRICE LIST ARE BASED ON PLAIN GOODS 54" WIDE. Fabrics less than 54" wide, or those requiring matching (stripes, plaids, prints, large patterns) will require additional yardage based on the fabric used and the item ordered. CONSULT MATRIX BELOW FOR ADDITIONAL YARDAGE NEEDED.

C.O.M. INCREASE MATRIX (The yardage matrix is also applicable to any reservations of KI Ingrade, Pallas, or KOM upholsteries).

This table is a general guide.

FABRIC WIDTH	PLAIN FABRIC	UNDER 7" REPEAT	8"-13" REPEAT	14"-21" REPEAT	22"-27" REPEAT	28"-33" REPEAT	34"-40" REPEAT	41"-48" REPEAT
54"	0	20%	25%	30%	45%	55%	70%	80%
51"-53"	15%	25%	30%	35%	50%	60%	80%	90%
48"-50"	20%	30%	35%	40%	55%	65%	85%	95%
45"-47"	30%	45%	50%	55%	60%	80%	90%	100%
36"-44"	50%	65%	70%	75%	80%	100%	110%	120%

FABRIC WITH DOUBLE REPEAT: IF USING A FABRIC WITH A DOUBLE REPEAT, PLEASE FOLLOW THIS FORMULA: TAKE THE TOTAL AMOUNT OF THE LARGER AND HALF OF THE SMALLER REPEAT; ADD TOGETHER TO FIND THE CORRECT OVERALL REPEAT. EXAMPLE: 10" VERTICAL WITH 14" HORIZONTAL WOULD BE $14+5=19$.

IF FABRIC COMES IN ON MULTIPLE ROLLS, ONE ADDITIONAL YARD PER ROLL NEEDS TO BE ADDED TO THE YARDAGE REQUIREMENT.

SPECIAL NOTE: WE CAN ASSUME NO RESPONSIBILITY FOR THE DURABILITY OR TAILORING QUALITY OF CUSTOMER FURNISHED COVERINGS (C.O.M.) OR KOM. KOM: is fabric that KI will purchase for you at jobber's price (net) plus a nominal charge for handling, shipping, and managing.



Customer's Own Material ■

Specifications Form

January 2017

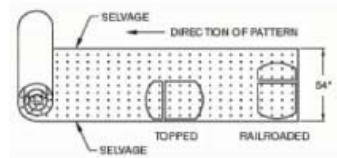
ADDITIONAL NOTES:

- Orders cannot go into production without the information listed at right.
- Attach memo sample to this approval sheet.
- If your order has been placed, list PO# _____
- The cost of the COM sample will be paid by the client.
- Even after preliminary approval, KI reserves the right to reject COM/COL if necessary when the quality is not satisfactory for the product to be upholstered. KI assumes no responsibility for its overall appearance, flammability, durability, color fastness or any other quality after upholstered on a KI product.

ALL COM MUST BE APPROVED.

Photocopy this form and submit with COM fabric for approval:

(This fabric approval is for the purpose of advising how to apply your COM fabric, verify yardage required, and suitability.)



YOUR COMPANY NAME _____

PHONE _____ FAX _____

Material Supplier _____

Material Name _____ Number _____

Material Color _____ Width _____

Vertical Repeat _____ Horizontal Repeat _____

Fiber Content _____

Direction Stripe/Pattern to be applied _____

COM TO BE USED ON THE FOLLOWING:

QTY	PRODUCT NAME/NUMBER
_____	_____
_____	_____
_____	_____
_____	_____
_____	_____

Soltice[®] Metal

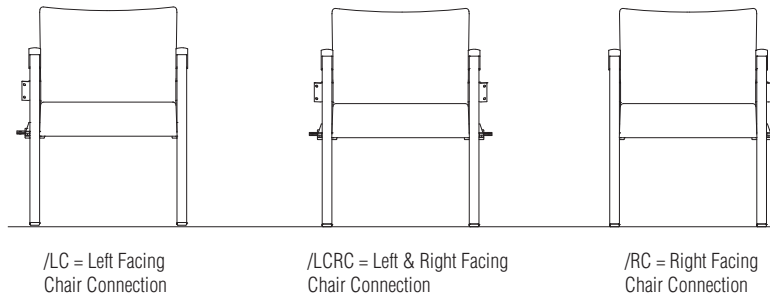
Multiple Seating General Information



One Seat - Open Arm (SOMC) **Two Seat - Open Arm (SOMCC)** **Three Seat - Open Arm (SOMCCC)** **One Seat - Closed Arm (SPMC)** **Two Seat - Closed Arm (SPMCC)** **Three Seat - Closed Arm (SPMCCC)**

General Dimensions						
Seat width	21"	21" each	21" each	21"	21" each	21" each
Seat depth	17-1/2"	17-1/2"	17-1/2"	17-1/2"	17-1/2"	17-1/2"
Seat height	19"	19"	19"	19"	19"	19"
Arm width	1-7/8"	1-7/8"	1-7/8"	1-7/8"	1-7/8"	1-7/8"
Arm height	27-1/2"	27-1/2"	27-1/2"	27-1/2"	27-1/2"	27-1/2"
Overall Dimensions						
Width	24-1/2"	47"	69-1/2"	24-1/2"	47"	69-1/2"
Depth	23-1/2"	23-1/2"	23-1/2"	23-1/2"	23-1/2"	23-1/2"
Height	33-13/16"	33-13/16"	33-13/16"	33-13/16"	33-13/16"	33-13/16"

Multiple Seating Chair Connection Brackets (Example)



UPHOLSTERY INFORMATION

C.O.M. Fabric

For C.O.M. fabric sent to KI-High Point on multiple rolls, add an additional yard of fabric per roll to the yardage requirements. Multiple rolls have shorter pieces of fabric on them and do not allow nesting and stacking of the fabric to achieve the best yield as is done with one large roll. This results in yardage shortages and requests for additional fabric from the client, which can delay an order. For each roll that is sent, one yard needs to be added to one of the rolls, not separately.

Fabric Disclaimer

Fabric will be applied as swatched by the fabric manufacturer. Fabric that is required to be applied differently than is swatched will need a Special Cost Request written specifying the direction the fabric is to be applied. The posted standard lead time will apply to the Special Cost Request.

FINISH INFORMATION

SPECIAL FINISH MATCHES

KI can match special finish requests at an upcharge of \$66 List per item, up to 12 or a maximum charge of \$794 List per order per color. Special finish requests must be sent to your KI customer service representative.

Upon receipt from KI, the finishing department will prepare a "strike-off" which will be sent to the customer for approval.

The approval form accompanying the strike-off should be faxed to your KI customer service representative. Upon receipt of the signed approval form, KI will proceed with the order. Disapproved samples may be sent back to KI directly with an explanation of disapproval. A Special Finish Number (SFN) will be assigned to this finish sample for future reference or reorders.



Soltice® Metal

Multiple Seating General Information



**Bariatric - Open Arm
(SOMB)**

**Bariatric - Closed Arm
(SPMB)**

**Loveseat - Open Arm
(SOM33)**

**Loveseat - Closed Arm
(SPM33)**

**Spanner - Open Arm
(SOM3S)**

**Spanner - Closed Arm
(SPM3S)**

General Dimensions						
Seat width	30"	30"	41"	41"	66"	66"
Seat depth	17-1/2"	17-1/2"	17-1/2"	17-1/2"	17-1/2"	17-1/2"
Seat height	19"	19"	19"	19"	19"	19"
Arm width	1-7/8"	1-7/8"	1-7/8"	1-7/8"	1-7/8"	1-7/8"
Arm height	27-1/2"	27-1/2"	27-1/2"	27-1/2"	27-1/2"	27-1/2"
Overall Dimensions						
Width	33"	33"	44"	44"	69-1/2"	69-1/2"
Depth	23-1/2"	23-1/2"	23-1/2"	23-1/2"	23-1/2"	23-1/2"
Height	33-13/16"	33-13/16"	33-13/16"	33-13/16"	33-13/16"	33-13/16"

INFORMATION

Warranty

Refer to KI Terms & Conditions document or visit ki.com

Soltice® Metal

Multiple Seating General Information

	One Seat Add-on Open Arm (SOMACL/SOMACR)	Two Seat Add-on Open Arm (SOMACCL/SOMACCR)	Three Seat Add-on Open Arm (SOMACCCL/SOMACCCR)	One Seat Add-on Closed Arm (SPMACL/SPMACR)	Two Seat Add-on Closed Arm (SPMACCL/SPMACCR)	Three Seat Add-on Closed Arm (SPMACCCL/SPMACCCR)
General Dimensions						
Seat width	21"	21" each	21" each	21"	21" each	21" each
Seat depth	17-1/2"	17-1/2"	17-1/2"	17-1/2"	17-1/2"	17-1/2"
Seat height	19"	19"	19"	19"	19"	19"
Arm width	1-7/8"	1-7/8"	1-7/8"	1-7/8"	1-7/8"	1-7/8"
Arm height	27-1/2"	27-1/2"	27-1/2"	27-1/2"	27-1/2"	27-1/2"
Overall Dimensions						
Width	22-1/2"	45-1/2"	68"	22-1/2"	45-1/2"	68"
Depth	23-1/2"	23-1/2"	23-1/2"	23-1/2"	23-1/2"	23-1/2"
Height	33-13/16"	33-13/16"	33-13/16"	33-13/16"	33-13/16"	33-13/16"

UPHOLSTERY INFORMATION

C.O.M. Fabric

For C.O.M. fabric sent to KI-High Point on multiple rolls, add an additional yard of fabric per roll to the yardage requirements. Multiple rolls have shorter pieces of fabric on them and do not allow nesting and stacking of the fabric to achieve the best yield as is done with one large roll. This results in yardage shortages and requests for additional fabric from the client, which can delay an order. For each roll that is sent, one yard needs to be added to one of the rolls, not separately.

Fabric Disclaimer

Fabric will be applied as swatched by the fabric manufacturer. Fabric that is required to be applied differently than is swatched will need a Special Cost Request written specifying the direction the fabric is to be applied. The posted standard lead time will apply to the Special Cost Request.

FINISH INFORMATION

SPECIAL FINISH MATCHES

KI can match special finish requests at an upcharge of \$66 List per item, up to 12 or a maximum charge of \$794 List per order per color. Special finish requests must be sent to your KI customer service representative.

Upon receipt from KI, the finishing department will prepare a "strike-off" which will be sent to the customer for approval.

The approval form accompanying the strike-off should be faxed to your KI customer service representative. Upon receipt of the signed approval form, KI will proceed with the order. Disapproved samples may be sent back to KI directly with an explanation of disapproval. A Special Finish Number (SFN) will be assigned to this finish sample for future reference or reorders.



INFORMATION

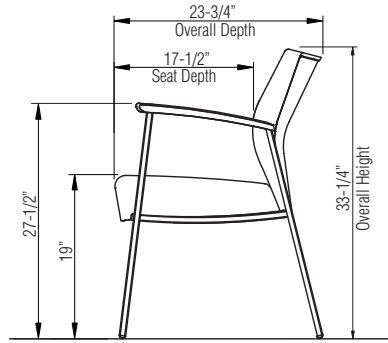
Warranty

Refer to KI Terms & Conditions document
or visit ki.com

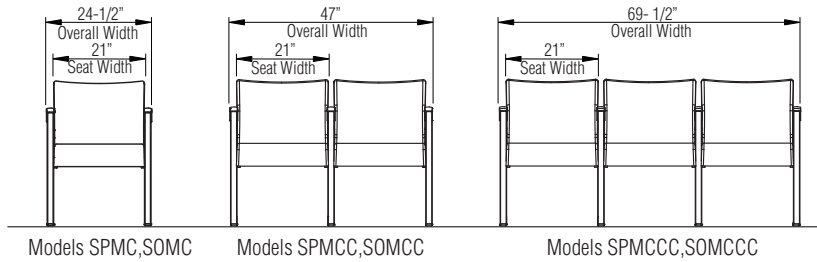
Soltice[®] Metal

Multiple Seating General Information

Multiple Seating (Open Arm/ Closed Arm)



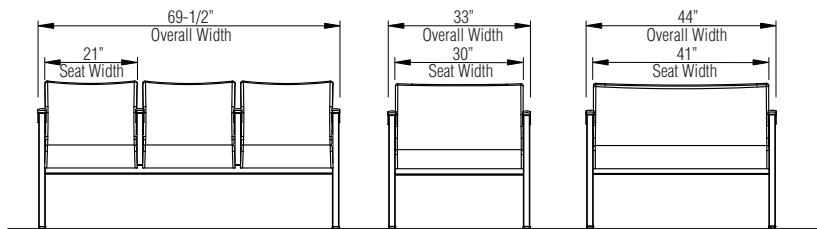
Multiple Seating - All Models



Models SPMC,SOMC

Models SPMCC,SOMCC

Models SPMCCC,SOMCCC

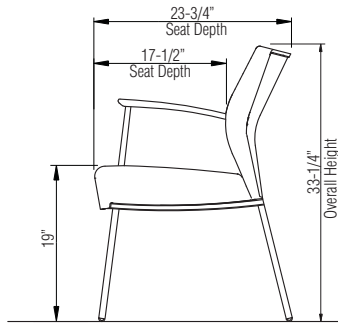


Models SPM3S,SOM3S

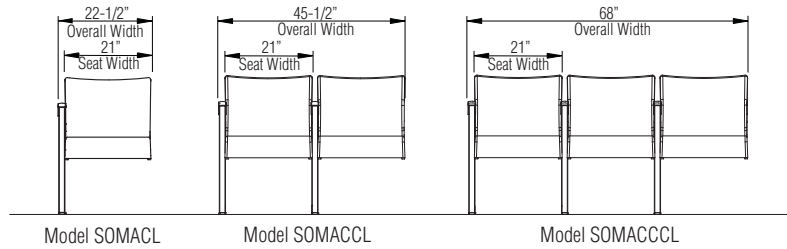
Models SPMB,SOMB

Models SPM33,SOM33

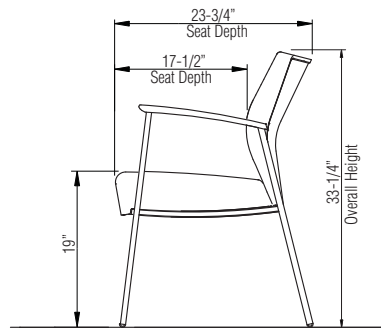
Left Facing Add On Multiple Seating (Open Arm/ Closed Arm)



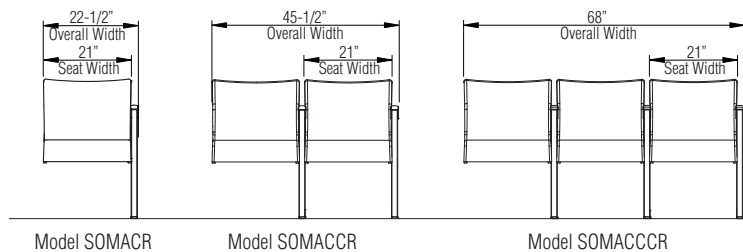
Add On Multiple Seating - All Models



Right Facing Add On Multiple Seating (Open Arm/ Closed Arm)


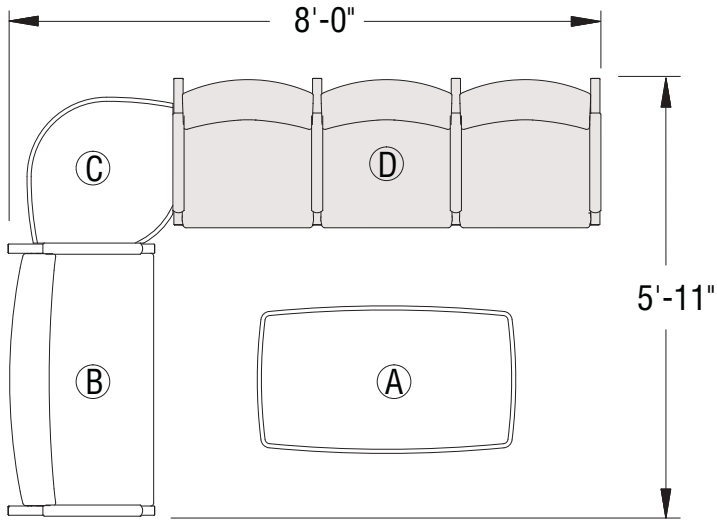


Add On Multiple Seating - All Models




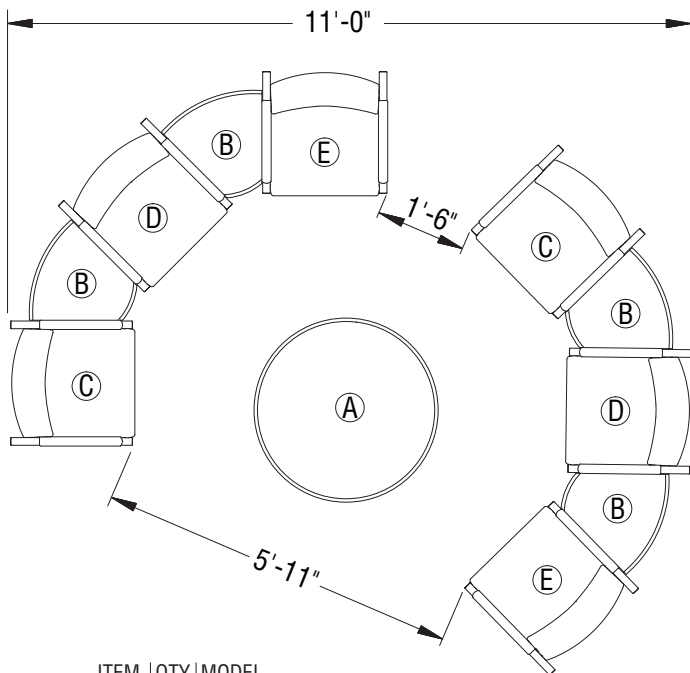
Soltice[®] Metal

Multiple Seating General Information




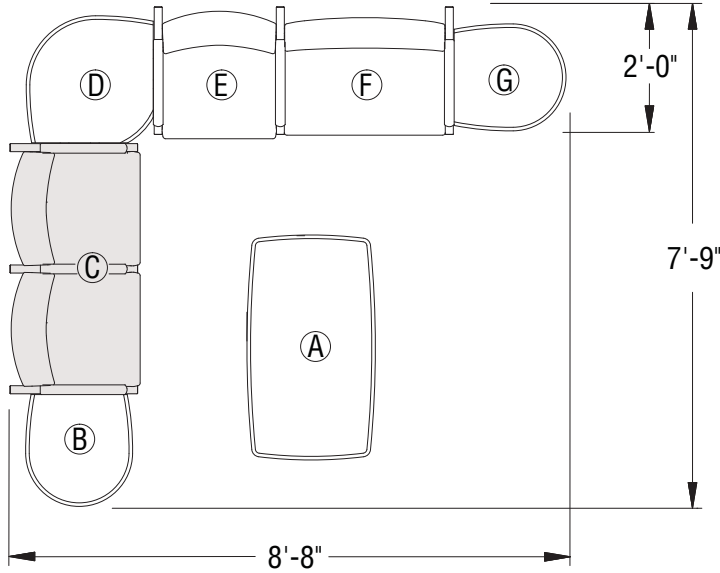
ITEM	QTY	MODEL
A	1	2221
B	1	SOM33RT
C	1	SM90IN
D	1	SOMCCCLT

Typical One Configuration



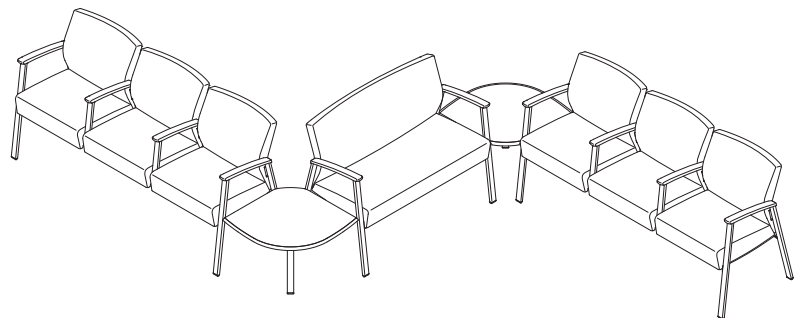
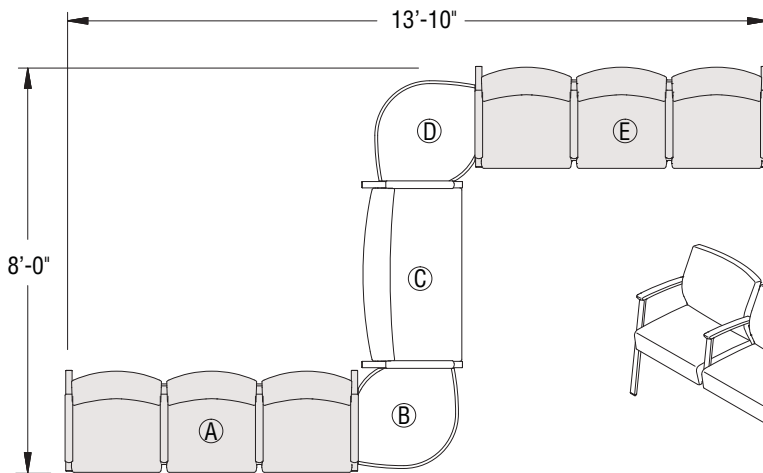
ITEM	QTY	MODEL
A	1	2205
B	4	SM45IN
C	2	SOMCRT
D	2	SOMCLTRT
E	2	SOMCLT

Typical Two Configuration



ITEM	QTY	MODEL
A	1	2221
B	1	SMETL
C	1	SOMCCLTRT
D	1	SM90IN
E	1	SOMACLT
F	1	SOMBLCRT
G	1	SMETR

Typical Three Configuration

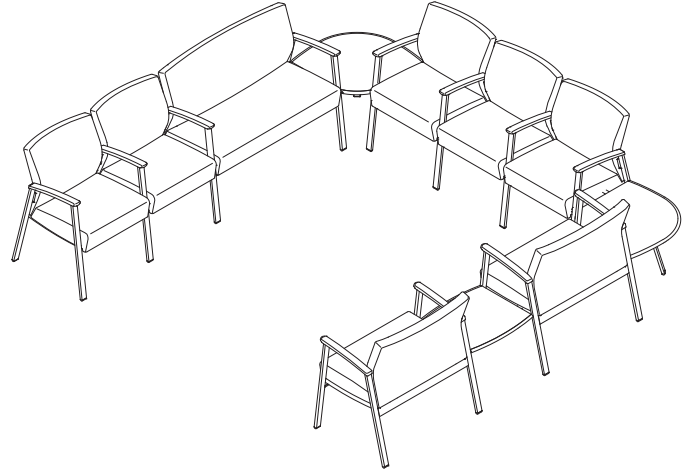
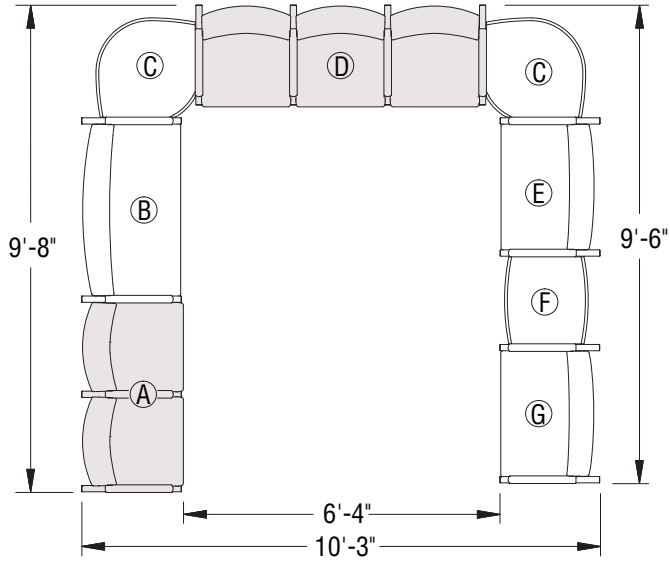


ITEM	QTY	MODEL
A	1	SOM3SRT
B	1	SM90OUT
C	1	SOM33LTRT
D	1	SM90IN
E	1	SOM3SLT

Typical Four Configuration


Soltice[®] Metal

Multiple Seating General Information



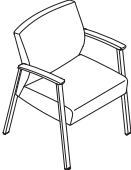
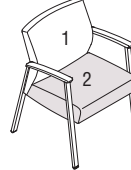
ITEM	QTY	MODEL
A	1	SOMACCL
B	1	SOM33LCRT
C	2	SM90IN
D	1	SOMCCCLTRT
E	1	SOMBLTRT
F	1	SMCCT
G	1	SOMBLT

Typical Five Configuration



Soltice[®] Metal

Multiple Seating

			MODEL NUMBER							
Features	COM	Basic Model	Non-Contrast or Fabric Contrast 1	Fabric Contrast 2	Base Finish	Arm Cap	Wood Finish	Glide Color	Moist. Barrier	
 <p>SMMC One Seat (Open Arm) Non-Contrast</p>	No Connector	1.5 yd	SOMC/NC	□□□□		□□	□□	□□	□□	□□
	Left Facing Chair Connector	1.5 yd	SOMCLC/NC	□□□□		□□	□□	□□	□□	□□
	Right Facing Chair Connector	1.5 yd	SOMCRC/NC	□□□□		□□	□□	□□	□□	□□
	Left Facing Table Connector	1.5 yd	SOMCLT/NC	□□□□		□□	□□	□□	□□	□□
	Right Facing Table Connector	1.5 yd	SOMCRT/NC	□□□□		□□	□□	□□	□□	□□
	Left and Right Facing Chair Connector	1.5 yd	SOMCLCRC/NC	□□□□		□□	□□	□□	□□	□□
	Left and Right Facing Table Connector	1.5 yd	SOMCLTRT/NC	□□□□		□□	□□	□□	□□	□□
	Left Face Chair/Right Face Table Connector	1.5 yd	SOMCLCRT/NC	□□□□		□□	□□	□□	□□	□□
	Left Face Table/ Right Face Chair Connector	1.5 yd	SOMCLTRC/NC	□□□□		□□	□□	□□	□□	□□
	 <p>SMMC One Seat (Open Arm) Contrast</p> <ul style="list-style-type: none"> • 1 = Back (Fabric Contrast 1) C.O.M. = 1 yd • 2 = Seat (Fabric Contrast 2) C.O.M. = 1 yd 	No Connector		SOMC/FC	□□□□	□□□□	□□	□□	□□	□□
Left Facing Chair Connector			SOMCLC/FC	□□□□	□□□□	□□	□□	□□	□□	□□
Right Facing Chair Connector			SOMCRC/FC	□□□□	□□□□	□□	□□	□□	□□	□□
Left Facing Table Connector			SOMCLT/FC	□□□□	□□□□	□□	□□	□□	□□	□□
Right Facing Table Connector			SOMCRT/FC	□□□□	□□□□	□□	□□	□□	□□	□□
Left and Right Facing Chair Connector			SOMCLCRC/FC	□□□□	□□□□	□□	□□	□□	□□	□□
Left and Right Facing Table Connector			SOMCLTRT/FC	□□□□	□□□□	□□	□□	□□	□□	□□
Left Face Chair/Right Face Table Connector			SOMCLCRT/FC	□□□□	□□□□	□□	□□	□□	□□	□□
Left Face Table/ Right Face Chair Connector			SOMCLTRC/FC	□□□□	□□□□	□□	□□	□□	□□	□□

A B C D E F G H

HOW TO ORDER

Indicate the following information on order form:

- Quantity of each item.
- Model number, including options. See "How To Build a Model Number".
- Any special service required.

Note: • The □ indicates that a choice is required.

- The absence of the □ indicates that no choice is required.
- Alpha-numeric characters in place of □ indicate that no other alternatives are available.

HOW TO BUILD A MODEL NUMBER

- A** Select basic model.
- B** Select non-contrast or fabric contrast 1. Refer to color addendum at ki.com or KI Fabrics & Finishes binder.
- C** Select fabric contrast 2. Refer to color addendum at ki.com or KI Fabrics & Finishes binder.
- D** Select base finish color. Refer to color addendum at ki.com or KI Fabrics & Finishes binder.
- E** Select armcaps.

WAC	- Wood armcaps (pair)
SAC	- Solid surface armcaps; add \$450
PACBL	- Black poly; add \$60
PACSA	- Sand poly; add \$60
PACWG	- Warm Grey poly; add \$60

 Upcharge for two armcaps.
Solid surface armcap color is always

Corian™ white.

- F** Select wood finish color. Refer to color addendum at ki.com or KI Fabrics & Finishes binder. Wood finish selection is for wood armcaps. For Kensington Maple add upcharge.
- G** Select nylon glide color.

NGFN	- Flannel (Dark Grey)
NGNT	- Natural (Cream)
- H** Select moisture barrier.

MB	- Moisture barrier
NMB	- No moisture barrier

 See pricing column for moisture barrier upcharge.



Approx. Packaged Weight	Grade C.O.M.	Grade C	Grade D	Grade E & C.O.L.	Grade F	Grade G	Grade H	Grade I	Grade J	Grade K	Grade L Leather	Grade M Leather	Moisture Barrier add to list price
50.0#	\$ 961	\$ 1014	\$ 1028	\$ 1045	\$ 1056	\$ 1078	\$ 1100	\$ 1128	\$ 1183	\$ 1239	\$ 1295	\$ 1406	\$ 147
50.0#	961	1014	1028	1045	1056	1078	1100	1128	1183	1239	1295	1406	147
50.0#	961	1014	1028	1045	1056	1078	1100	1128	1183	1239	1295	1406	147
50.0#	961	1014	1028	1045	1056	1078	1100	1128	1183	1239	1295	1406	147
50.0#	961	1014	1028	1045	1056	1078	1100	1128	1183	1239	1295	1406	147
50.0#	961	1014	1028	1045	1056	1078	1100	1128	1183	1239	1295	1406	147
50.0#	961	1014	1028	1045	1056	1078	1100	1128	1183	1239	1295	1406	147
50.0#	961	1014	1028	1045	1056	1078	1100	1128	1183	1239	1295	1406	147
50.0#	\$ 1001	\$ 1054	\$ 1068	\$ 1085	\$ 1096	\$ 1118	\$ 1140	\$ 1168	\$ 1223	\$ 1279	\$ 1335	\$ 1446	\$ 147
50.0#	1001	1054	1068	1085	1096	1118	1140	1168	1223	1279	1335	1446	147
50.0#	1001	1054	1068	1085	1096	1118	1140	1168	1223	1279	1335	1446	147
50.0#	1001	1054	1068	1085	1096	1118	1140	1168	1223	1279	1335	1446	147
50.0#	1001	1054	1068	1085	1096	1118	1140	1168	1223	1279	1335	1446	147
50.0#	1001	1054	1068	1085	1096	1118	1140	1168	1223	1279	1335	1446	147
50.0#	1001	1054	1068	1085	1096	1118	1140	1168	1223	1279	1335	1446	147
50.0#	1001	1054	1068	1085	1096	1118	1140	1168	1223	1279	1335	1446	147
50.0#	1001	1054	1068	1085	1096	1118	1140	1168	1223	1279	1335	1446	147
50.0#	1001	1054	1068	1085	1096	1118	1140	1168	1223	1279	1335	1446	147

KENSINGTON MAPLE UPCHARGE

Kensington Maple requires extended leadtimes.

Model

All variations of One Seat Models:

- SOMC \$40
- SPMC \$40

All variations of Two Seat Models:

- SOMCC \$60
- SPMCC \$60

All variations of Three Seat Models:

- SOMCCC \$80
- SPMCCC \$80

California TB133 Fire Safety Code

The above seating products can be manufactured as a Special Cost Request using the appropriate flame-retardant materials and fabric selections for compliance to California Technical Bulletin 133. Please contact KI customer service for fabric compliance. Not available with moisture barrier.

Model

All variations of One Seat Models:

- SOMC \$173
- SPMC \$194

All variations of Two Seat Models:

- SOMCC \$215
- SPMCC \$243

All variations of Three Seat Models:

- SOMCCC \$257
- SPMCCC \$292

SPECIAL SERVICES

Special Carton Marking

With specially marked information N/C

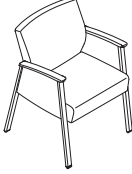

Shipping

Shipped assembled freight prepaid f.o.b. High Point, North Carolina 27263 factory. Freight class #175.

Specifications and prices are subject to change without prior notice.

Soltice[®] Metal

Multiple Seating

Features	COM	MODEL NUMBER								
		Basic Model	Non-Contrast or Fabric Contrast 1	Fabric Contrast 2	Base Finish	Arm Cap	Wood Finish	Glide Color	Moist. Barrier	
 <p>SMMC One Seat (Closed Arm) Non-Contrast</p>	No Connector	2.25 yd	SPMC/NC	□□□□		□□	□□	□□	□□	□□
	Left Facing Chair Connector	2.25 yd	SPMCLC/NC	□□□□		□□	□□	□□	□□	□□
	Right Facing Chair Connector	2.25 yd	SPMCRC/NC	□□□□		□□	□□	□□	□□	□□
	Left Facing Table Connector	2.25 yd	SPMCLT/NC	□□□□		□□	□□	□□	□□	□□
	Right Facing Table Connector	2.25 yd	SPMCRT/NC	□□□□		□□	□□	□□	□□	□□
	Left and Right Facing Chair Connector	2.25 yd	SPMCLCRC/NC	□□□□		□□	□□	□□	□□	□□
	Left and Right Facing Table Connector	2.25 yd	SPMCLTRT/NC	□□□□		□□	□□	□□	□□	□□
	Left Face Chair/Right Face Table Connector	2.25 yd	SPMCLCRT/NC	□□□□		□□	□□	□□	□□	□□
	Left Face Table/ Right Face Chair Connector	2.25 yd	SPMCLTRC/NC	□□□□		□□	□□	□□	□□	□□
	 <p>SMMC One Seat (Closed Arm) Contrast</p> <ul style="list-style-type: none"> • 1 = Back and Arms (Fabric Contrast 1) C.O.M. = 1.75 yd • 2 = Seat (Fabric Contrast 2) C.O.M. = 1 yd 	No Connector		SPMC/FC	□□□□	□□□□	□□	□□	□□	□□
Left Facing Chair Connector			SPMCLC/FC	□□□□	□□□□	□□	□□	□□	□□	□□
Right Facing Chair Connector			SPMCRC/FC	□□□□	□□□□	□□	□□	□□	□□	□□
Left Facing Table Connector			SPMCLT/FC	□□□□	□□□□	□□	□□	□□	□□	□□
Right Facing Table Connector			SPMCRT/FC	□□□□	□□□□	□□	□□	□□	□□	□□
Left and Right Facing Chair Connector			SPMCLCRC/FC	□□□□	□□□□	□□	□□	□□	□□	□□
Left and Right Facing Table Connector			SPMCLTRT/FC	□□□□	□□□□	□□	□□	□□	□□	□□
Left Face Chair/Right Face Table Connector			SPMCLCRT/FC	□□□□	□□□□	□□	□□	□□	□□	□□
Left Face Table/ Right Face Chair Connector			SPMCLTRC/FC	□□□□	□□□□	□□	□□	□□	□□	□□

A **B** **C** **D** **E** **F** **G** **H**

HOW TO ORDER

Indicate the following information on order form:

1. Quantity of each item.
2. Model number, including options. See "How To Build a Model Number".
3. Any special service required.

Note: • The □ indicates that a choice is required.

- The absence of the □ indicates that no choice is required.
- Alpha-numeric characters in place of □ indicate that no other alternatives are available.

HOW TO BUILD A MODEL NUMBER

A Select basic model.

B Select non-contrast or fabric contrast 1. Refer to color addendum at ki.com or KI Fabrics & Finishes binder.

C Select fabric contrast 2. Refer to color addendum at ki.com or KI Fabrics & Finishes binder.

D Select base finish color. Refer to color addendum at ki.com or KI Fabrics & Finishes binder.

E Select armcaps.

WAC - Wood armcaps (pair)
SAC - Solid surface armcaps; add \$450
PACBL - Black poly; add \$60
PACSA - Sand poly; add \$60
PACWG - Warm Grey poly; add \$60

Upcharge for two armcaps.
 Solid surface armcap color is always

Corian™ white.

F Select wood finish color. Refer to color addendum at ki.com or KI Fabrics & Finishes binder. Wood finish selection is for wood armcaps. For Kensington Maple add upcharge.

G Select nylon glide color.
NGFN - Flannel (Dark Grey)
NGNT - Natural (Cream)

H Select moisture barrier.
MB - Moisture barrier
NMB - No moisture barrier
 See pricing column for moisture barrier upcharge.



Approx. Packaged Weight	Grade C.O.M.	Grade C	Grade D	Grade E & C.O.L.	Grade F	Grade G	Grade H	Grade I	Grade J	Grade K	Grade L Leather	Grade M Leather	Moisture Barrier add to list price
55.0#	\$ 1145	\$ 1224	\$ 1245	\$ 1270	\$ 1286	\$ 1320	\$ 1353	\$ 1395	\$ 1478	\$ 1561	\$ 1645	\$ 1811	\$ 154
55.0#	1145	1224	1245	1270	1286	1320	1353	1395	1478	1561	1645	1811	154
55.0#	1145	1224	1245	1270	1286	1320	1353	1395	1478	1561	1645	1811	154
55.0#	1145	1224	1245	1270	1286	1320	1353	1395	1478	1561	1645	1811	154
55.0#	1145	1224	1245	1270	1286	1320	1353	1395	1478	1561	1645	1811	154
55.0#	1145	1224	1245	1270	1286	1320	1353	1395	1478	1561	1645	1811	154
55.0#	1145	1224	1245	1270	1286	1320	1353	1395	1478	1561	1645	1811	154
55.0#	1145	1224	1245	1270	1286	1320	1353	1395	1478	1561	1645	1811	154
55.0#	\$ 1185	\$ 1264	\$ 1285	\$ 1310	\$ 1326	\$ 1360	\$ 1393	\$ 1435	\$ 1518	\$ 1601	\$ 1685	\$ 1851	\$ 154
55.0#	1185	1264	1285	1310	1326	1360	1393	1435	1518	1601	1685	1851	154
55.0#	1185	1264	1285	1310	1326	1360	1393	1435	1518	1601	1685	1851	154
55.0#	1185	1264	1285	1310	1326	1360	1393	1435	1518	1601	1685	1851	154
55.0#	1185	1264	1285	1310	1326	1360	1393	1435	1518	1601	1685	1851	154
55.0#	1185	1264	1285	1310	1326	1360	1393	1435	1518	1601	1685	1851	154
55.0#	1185	1264	1285	1310	1326	1360	1393	1435	1518	1601	1685	1851	154
55.0#	1185	1264	1285	1310	1326	1360	1393	1435	1518	1601	1685	1851	154
55.0#	1185	1264	1285	1310	1326	1360	1393	1435	1518	1601	1685	1851	154
55.0#	1185	1264	1285	1310	1326	1360	1393	1435	1518	1601	1685	1851	154

KENSINGTON MAPLE UPCHARGE

Kensington Maple requires extended leadtimes.

Model

All variations of One Seat Models:

SOMC \$40
SPMC \$40

All variations of Two Seat Models:

SOMCC \$60
SPMCC \$60

All variations of Three Seat Models:

SOMCCC \$80
SPMCCC \$80

California TB133 Fire Safety Code

The above seating products can be manufactured as a Special Cost Request using the appropriate flame-retardant materials and fabric selections for compliance to California Technical Bulletin 133. Please contact KI customer service for fabric compliance. Not available with moisture barrier.

Model

All variations of One Seat Models:

SOMC \$173
SPMC \$194

All variations of Two Seat Models:

SOMCC \$215
SPMCC \$243

All variations of Three Seat Models:

SOMCCC \$257
SPMCCC \$292

SPECIAL SERVICES

Special Carton Marking

With specially marked information N/C

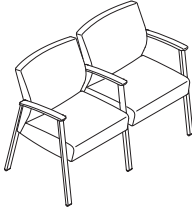

Shipping

Shipped **assembled freight prepaid f.o.b. High Point, North Carolina 27263** factory. Freight class #175.

Specifications and prices are subject to change without prior notice.

Soltice® Metal

Multiple Seating

			MODEL NUMBER							
Features	COM	Basic Model	Non-Contrast or Fabric Contrast 1	Fabric Contrast 2	Base Finish	Arm Cap	Wood Finish	Glide Color	Moist. Barrier	
 <p>SMMC Two Seat Unit (Open Arm) Non-Contrast</p>	No Connector	3 yd	SOMCC/NC	<input type="checkbox"/> <input type="checkbox"/> <input type="checkbox"/> <input type="checkbox"/>		<input type="checkbox"/> <input type="checkbox"/>	<input type="checkbox"/> <input type="checkbox"/>	<input type="checkbox"/> <input type="checkbox"/>	<input type="checkbox"/> <input type="checkbox"/>	
	Left Facing Chair Connector	3 yd	SOMCCLC/NC	<input type="checkbox"/> <input type="checkbox"/> <input type="checkbox"/> <input type="checkbox"/>		<input type="checkbox"/> <input type="checkbox"/>	<input type="checkbox"/> <input type="checkbox"/>	<input type="checkbox"/> <input type="checkbox"/>	<input type="checkbox"/> <input type="checkbox"/>	
	Right Facing Chair Connector	3 yd	SOMCCRC/NC	<input type="checkbox"/> <input type="checkbox"/> <input type="checkbox"/> <input type="checkbox"/>		<input type="checkbox"/> <input type="checkbox"/>	<input type="checkbox"/> <input type="checkbox"/>	<input type="checkbox"/> <input type="checkbox"/>	<input type="checkbox"/> <input type="checkbox"/>	
	Left Facing Table Connector	3 yd	SOMCCLT/NC	<input type="checkbox"/> <input type="checkbox"/> <input type="checkbox"/> <input type="checkbox"/>		<input type="checkbox"/> <input type="checkbox"/>	<input type="checkbox"/> <input type="checkbox"/>	<input type="checkbox"/> <input type="checkbox"/>	<input type="checkbox"/> <input type="checkbox"/>	
	Right Facing Table Connector	3 yd	SOMCCRT/NC	<input type="checkbox"/> <input type="checkbox"/> <input type="checkbox"/> <input type="checkbox"/>		<input type="checkbox"/> <input type="checkbox"/>	<input type="checkbox"/> <input type="checkbox"/>	<input type="checkbox"/> <input type="checkbox"/>	<input type="checkbox"/> <input type="checkbox"/>	
	Left and Right Facing Chair Connector	3 yd	SOMCCLCRC/NC	<input type="checkbox"/> <input type="checkbox"/> <input type="checkbox"/> <input type="checkbox"/>		<input type="checkbox"/> <input type="checkbox"/>	<input type="checkbox"/> <input type="checkbox"/>	<input type="checkbox"/> <input type="checkbox"/>	<input type="checkbox"/> <input type="checkbox"/>	
	Left and Right Facing Table Connector	3 yd	SOMCCLTRT/NC	<input type="checkbox"/> <input type="checkbox"/> <input type="checkbox"/> <input type="checkbox"/>		<input type="checkbox"/> <input type="checkbox"/>	<input type="checkbox"/> <input type="checkbox"/>	<input type="checkbox"/> <input type="checkbox"/>	<input type="checkbox"/> <input type="checkbox"/>	
	Left Face Chair/Right Face Table Connector	3 yd	SOMCCLCRT/NC	<input type="checkbox"/> <input type="checkbox"/> <input type="checkbox"/> <input type="checkbox"/>		<input type="checkbox"/> <input type="checkbox"/>	<input type="checkbox"/> <input type="checkbox"/>	<input type="checkbox"/> <input type="checkbox"/>	<input type="checkbox"/> <input type="checkbox"/>	
	Left Face Table/ Right Face Chair Connector	3 yd	SOMCCLTRC/NC	<input type="checkbox"/> <input type="checkbox"/> <input type="checkbox"/> <input type="checkbox"/>		<input type="checkbox"/> <input type="checkbox"/>	<input type="checkbox"/> <input type="checkbox"/>	<input type="checkbox"/> <input type="checkbox"/>	<input type="checkbox"/> <input type="checkbox"/>	
 <p>SMMC Two Seat Unit (Open Arm) Contrast</p> <ul style="list-style-type: none"> • 1 = Back (Fabric Contrast 1) C.O.M. = 2 yd • 2 = Seat (Fabric Contrast 2) C.O.M. = 2 yd 	No Connector		SOMCC/FC	<input type="checkbox"/> <input type="checkbox"/> <input type="checkbox"/> <input type="checkbox"/>	<input type="checkbox"/> <input type="checkbox"/> <input type="checkbox"/> <input type="checkbox"/>	<input type="checkbox"/> <input type="checkbox"/>	<input type="checkbox"/> <input type="checkbox"/>	<input type="checkbox"/> <input type="checkbox"/>	<input type="checkbox"/> <input type="checkbox"/>	
	Left Facing Chair Connector		SOMCCLC/FC	<input type="checkbox"/> <input type="checkbox"/> <input type="checkbox"/> <input type="checkbox"/>	<input type="checkbox"/> <input type="checkbox"/> <input type="checkbox"/> <input type="checkbox"/>	<input type="checkbox"/> <input type="checkbox"/>	<input type="checkbox"/> <input type="checkbox"/>	<input type="checkbox"/> <input type="checkbox"/>	<input type="checkbox"/> <input type="checkbox"/>	
	Right Facing Chair Connector		SOMCCRC/FC	<input type="checkbox"/> <input type="checkbox"/> <input type="checkbox"/> <input type="checkbox"/>	<input type="checkbox"/> <input type="checkbox"/> <input type="checkbox"/> <input type="checkbox"/>	<input type="checkbox"/> <input type="checkbox"/>	<input type="checkbox"/> <input type="checkbox"/>	<input type="checkbox"/> <input type="checkbox"/>	<input type="checkbox"/> <input type="checkbox"/>	
	Left Facing Table Connector		SOMCCLT/FC	<input type="checkbox"/> <input type="checkbox"/> <input type="checkbox"/> <input type="checkbox"/>	<input type="checkbox"/> <input type="checkbox"/> <input type="checkbox"/> <input type="checkbox"/>	<input type="checkbox"/> <input type="checkbox"/>	<input type="checkbox"/> <input type="checkbox"/>	<input type="checkbox"/> <input type="checkbox"/>	<input type="checkbox"/> <input type="checkbox"/>	
	Right Facing Table Connector		SOMCCRT/FC	<input type="checkbox"/> <input type="checkbox"/> <input type="checkbox"/> <input type="checkbox"/>	<input type="checkbox"/> <input type="checkbox"/> <input type="checkbox"/> <input type="checkbox"/>	<input type="checkbox"/> <input type="checkbox"/>	<input type="checkbox"/> <input type="checkbox"/>	<input type="checkbox"/> <input type="checkbox"/>	<input type="checkbox"/> <input type="checkbox"/>	
	Left and Right Facing Chair Connector		SOMCCLCRC/FC	<input type="checkbox"/> <input type="checkbox"/> <input type="checkbox"/> <input type="checkbox"/>	<input type="checkbox"/> <input type="checkbox"/> <input type="checkbox"/> <input type="checkbox"/>	<input type="checkbox"/> <input type="checkbox"/>	<input type="checkbox"/> <input type="checkbox"/>	<input type="checkbox"/> <input type="checkbox"/>	<input type="checkbox"/> <input type="checkbox"/>	
	Left and Right Facing Table Connector		SOMCCLTRT/FC	<input type="checkbox"/> <input type="checkbox"/> <input type="checkbox"/> <input type="checkbox"/>	<input type="checkbox"/> <input type="checkbox"/> <input type="checkbox"/> <input type="checkbox"/>	<input type="checkbox"/> <input type="checkbox"/>	<input type="checkbox"/> <input type="checkbox"/>	<input type="checkbox"/> <input type="checkbox"/>	<input type="checkbox"/> <input type="checkbox"/>	
	Left Face Chair/Right Face Table Connector		SOMCCLCRT/FC	<input type="checkbox"/> <input type="checkbox"/> <input type="checkbox"/> <input type="checkbox"/>	<input type="checkbox"/> <input type="checkbox"/> <input type="checkbox"/> <input type="checkbox"/>	<input type="checkbox"/> <input type="checkbox"/>	<input type="checkbox"/> <input type="checkbox"/>	<input type="checkbox"/> <input type="checkbox"/>	<input type="checkbox"/> <input type="checkbox"/>	
	Left Face Table/ Right Face Chair Connector		SOMCCLTRC/FC	<input type="checkbox"/> <input type="checkbox"/> <input type="checkbox"/> <input type="checkbox"/>	<input type="checkbox"/> <input type="checkbox"/> <input type="checkbox"/> <input type="checkbox"/>	<input type="checkbox"/> <input type="checkbox"/>	<input type="checkbox"/> <input type="checkbox"/>	<input type="checkbox"/> <input type="checkbox"/>	<input type="checkbox"/> <input type="checkbox"/>	

A **B** **C** **D** **E** **F** **G** **H**

HOW TO ORDER

Indicate the following information on order form:

- Quantity of each item.
- Model number, including options. See "How To Build a Model Number".
- Any special service required.

Note: • The indicates that a choice is required.

- The absence of the indicates that no choice is required.
- Alpha-numeric characters in place of indicate that no other alternatives are available.

HOW TO BUILD A MODEL NUMBER

- A** Select basic model.
- B** Select non-contrast or fabric contrast 1. Refer to color addendum at ki.com or KI Fabrics & Finishes binder.
- C** Select fabric contrast 2. Refer to color addendum at ki.com or KI Fabrics & Finishes binder.
- D** Select base finish color. Refer to color addendum at ki.com or KI Fabrics & Finishes binder.
- E** Select armcaps.

WAC	- Wood armcaps (pair)
SAC	- Solid surface armcaps; add \$650
PACBL	- Black poly; add \$90
PACSA	- Sand poly; add \$90
PACWG	- Warm Grey poly; add \$90

 Upcharge for three armcaps.
Solid surface armcap color is always Corian™ white.
- F** Select wood finish color. Refer to color addendum at ki.com or KI Fabrics & Finishes binder. Wood finish selection is for wood armcaps. For Kensington Maple add upcharge.
- G** Select nylon glide color.

NGFN	- Flannel (Dark Grey)
NGNT	- Natural (Cream)
- H** Select moisture barrier.

MB	- Moisture barrier
NMB	- No moisture barrier

 See pricing column for moisture barrier upcharge.



Approx. Packaged Weight	Grade C.O.M.	Grade C	Grade D	Grade E & C.O.L.	Grade F	Grade G	Grade H	Grade I	Grade J	Grade K	Grade L Leather	Grade M Leather	Moisture Barrier add to list price
95.0#	\$ 1664	\$ 1770	\$ 1798	\$ 1831	\$ 1853	\$ 1898	\$ 1942	\$ 1998	\$ 2109	\$ 2220	\$ 2331	\$ 2553	\$ 162
95.0#	1664	1770	1798	1831	1853	1898	1942	1998	2109	2220	2331	2553	162
95.0#	1664	1770	1798	1831	1853	1898	1942	1998	2109	2220	2331	2553	162
95.0#	1664	1770	1798	1831	1853	1898	1942	1998	2109	2220	2331	2553	162
95.0#	1664	1770	1798	1831	1853	1898	1942	1998	2109	2220	2331	2553	162
95.0#	1664	1770	1798	1831	1853	1898	1942	1998	2109	2220	2331	2553	162
95.0#	1664	1770	1798	1831	1853	1898	1942	1998	2109	2220	2331	2553	162
95.0#	1664	1770	1798	1831	1853	1898	1942	1998	2109	2220	2331	2553	162
95.0#	1664	1770	1798	1831	1853	1898	1942	1998	2109	2220	2331	2553	162
95.0#	1664	1770	1798	1831	1853	1898	1942	1998	2109	2220	2331	2553	162
95.0#	\$ 1734	\$ 1840	\$ 1868	\$ 1901	\$ 1923	\$ 1968	\$ 2012	\$ 2068	\$ 2179	\$ 2290	\$ 2401	\$ 2623	\$ 162
95.0#	1734	1840	1868	1901	1923	1968	2012	2068	2179	2290	2401	2623	162
95.0#	1734	1840	1868	1901	1923	1968	2012	2068	2179	2290	2401	2623	162
95.0#	1734	1840	1868	1901	1923	1968	2012	2068	2179	2290	2401	2623	162
95.0#	1734	1840	1868	1901	1923	1968	2012	2068	2179	2290	2401	2623	162
95.0#	1734	1840	1868	1901	1923	1968	2012	2068	2179	2290	2401	2623	162
95.0#	1734	1840	1868	1901	1923	1968	2012	2068	2179	2290	2401	2623	162
95.0#	1734	1840	1868	1901	1923	1968	2012	2068	2179	2290	2401	2623	162
95.0#	1734	1840	1868	1901	1923	1968	2012	2068	2179	2290	2401	2623	162

KENSINGTON MAPLE UPCHARGE

Kensington Maple requires extended leadtimes.

Model

All variations of One Seat Models:

SOMC \$40
SPMC \$40

All variations of Two Seat Models:

SOMCC \$60
SPMCC \$60

All variations of Three Seat Models:

SOMCCC \$80
SPMCCC \$80

California TB133 Fire Safety Code

The above seating products can be manufactured as a Special Cost Request using the appropriate flame-retardant materials and fabric selections for compliance to California Technical Bulletin 133. Please contact KI customer service for fabric compliance. Not available with moisture barrier.

Model

All variations of One Seat Models:

SOMC \$173
SPMC \$194

All variations of Two Seat Models:

SOMCC \$215
SPMCC \$243

All variations of Three Seat Models:

SOMCCC \$257
SPMCCC \$292

SPECIAL SERVICES

Special Carton Marking

With specially marked information N/C

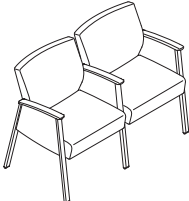

Shipping

Shipped **assembled freight prepaid f.o.b. High Point, North Carolina 27263** factory. Freight class #175.

Specifications and prices are subject to change without prior notice.

Soltice[®] Metal

Multiple Seating

			MODEL NUMBER							
Features	COM	Basic Model	Non-Contrast or Fabric Contrast 1	Fabric Contrast 2	Base Finish	Arm Cap	Wood Finish	Glide Color	Moist. Barrier	
 <p>SMMC Two Seat Unit (Closed Arm) Non-Contrast</p>	No Connector	4 yd	SPMCC/NC	<input type="checkbox"/> <input type="checkbox"/> <input type="checkbox"/> <input type="checkbox"/>		<input type="checkbox"/> <input type="checkbox"/>	<input type="checkbox"/> <input type="checkbox"/>	<input type="checkbox"/> <input type="checkbox"/>	<input type="checkbox"/> <input type="checkbox"/>	
	Left Facing Chair Connector	4 yd	SPMCCLC/NC	<input type="checkbox"/> <input type="checkbox"/> <input type="checkbox"/> <input type="checkbox"/>		<input type="checkbox"/> <input type="checkbox"/>	<input type="checkbox"/> <input type="checkbox"/>	<input type="checkbox"/> <input type="checkbox"/>	<input type="checkbox"/> <input type="checkbox"/>	
	Right Facing Chair Connector	4 yd	SPMCCRC/NC	<input type="checkbox"/> <input type="checkbox"/> <input type="checkbox"/> <input type="checkbox"/>		<input type="checkbox"/> <input type="checkbox"/>	<input type="checkbox"/> <input type="checkbox"/>	<input type="checkbox"/> <input type="checkbox"/>	<input type="checkbox"/> <input type="checkbox"/>	
	Left Facing Table Connector	4 yd	SPMCCLT/NC	<input type="checkbox"/> <input type="checkbox"/> <input type="checkbox"/> <input type="checkbox"/>		<input type="checkbox"/> <input type="checkbox"/>	<input type="checkbox"/> <input type="checkbox"/>	<input type="checkbox"/> <input type="checkbox"/>	<input type="checkbox"/> <input type="checkbox"/>	
	Right Facing Table Connector	4 yd	SPMCCRT/NC	<input type="checkbox"/> <input type="checkbox"/> <input type="checkbox"/> <input type="checkbox"/>		<input type="checkbox"/> <input type="checkbox"/>	<input type="checkbox"/> <input type="checkbox"/>	<input type="checkbox"/> <input type="checkbox"/>	<input type="checkbox"/> <input type="checkbox"/>	
	Left and Right Facing Chair Connector	4 yd	SPMCCLCRC/NC	<input type="checkbox"/> <input type="checkbox"/> <input type="checkbox"/> <input type="checkbox"/>		<input type="checkbox"/> <input type="checkbox"/>	<input type="checkbox"/> <input type="checkbox"/>	<input type="checkbox"/> <input type="checkbox"/>	<input type="checkbox"/> <input type="checkbox"/>	
	Left and Right Facing Table Connector	4 yd	SPMCCLTRT/NC	<input type="checkbox"/> <input type="checkbox"/> <input type="checkbox"/> <input type="checkbox"/>		<input type="checkbox"/> <input type="checkbox"/>	<input type="checkbox"/> <input type="checkbox"/>	<input type="checkbox"/> <input type="checkbox"/>	<input type="checkbox"/> <input type="checkbox"/>	
	Left Face Chair/Right Face Table Connector	4 yd	SPMCCLCRT/NC	<input type="checkbox"/> <input type="checkbox"/> <input type="checkbox"/> <input type="checkbox"/>		<input type="checkbox"/> <input type="checkbox"/>	<input type="checkbox"/> <input type="checkbox"/>	<input type="checkbox"/> <input type="checkbox"/>	<input type="checkbox"/> <input type="checkbox"/>	
	Left Face Table/ Right Face Chair Connector	4 yd	SPMCCLTRC/NC	<input type="checkbox"/> <input type="checkbox"/> <input type="checkbox"/> <input type="checkbox"/>		<input type="checkbox"/> <input type="checkbox"/>	<input type="checkbox"/> <input type="checkbox"/>	<input type="checkbox"/> <input type="checkbox"/>	<input type="checkbox"/> <input type="checkbox"/>	
 <p>SMMC Two Seat Unit (Closed Arm) Contrast</p> <ul style="list-style-type: none"> • 1 = Back and arms (Fabric Contrast 1) C.O.M. = 3.25 yd • 2 = Seat (Fabric Contrast 2) C.O.M. = 2 yd 	No Connector		SPMCC/FC	<input type="checkbox"/> <input type="checkbox"/> <input type="checkbox"/> <input type="checkbox"/>	<input type="checkbox"/> <input type="checkbox"/> <input type="checkbox"/> <input type="checkbox"/>	<input type="checkbox"/> <input type="checkbox"/>	<input type="checkbox"/> <input type="checkbox"/>	<input type="checkbox"/> <input type="checkbox"/>	<input type="checkbox"/> <input type="checkbox"/>	
	Left Facing Chair Connector		SPMCCLC/FC	<input type="checkbox"/> <input type="checkbox"/> <input type="checkbox"/> <input type="checkbox"/>	<input type="checkbox"/> <input type="checkbox"/> <input type="checkbox"/> <input type="checkbox"/>	<input type="checkbox"/> <input type="checkbox"/>	<input type="checkbox"/> <input type="checkbox"/>	<input type="checkbox"/> <input type="checkbox"/>	<input type="checkbox"/> <input type="checkbox"/>	
	Right Facing Chair Connector		SPMCCRC/FC	<input type="checkbox"/> <input type="checkbox"/> <input type="checkbox"/> <input type="checkbox"/>	<input type="checkbox"/> <input type="checkbox"/> <input type="checkbox"/> <input type="checkbox"/>	<input type="checkbox"/> <input type="checkbox"/>	<input type="checkbox"/> <input type="checkbox"/>	<input type="checkbox"/> <input type="checkbox"/>	<input type="checkbox"/> <input type="checkbox"/>	
	Left Facing Table Connector		SPMCCLT/FC	<input type="checkbox"/> <input type="checkbox"/> <input type="checkbox"/> <input type="checkbox"/>	<input type="checkbox"/> <input type="checkbox"/> <input type="checkbox"/> <input type="checkbox"/>	<input type="checkbox"/> <input type="checkbox"/>	<input type="checkbox"/> <input type="checkbox"/>	<input type="checkbox"/> <input type="checkbox"/>	<input type="checkbox"/> <input type="checkbox"/>	
	Right Facing Table Connector		SPMCCRT/FC	<input type="checkbox"/> <input type="checkbox"/> <input type="checkbox"/> <input type="checkbox"/>	<input type="checkbox"/> <input type="checkbox"/> <input type="checkbox"/> <input type="checkbox"/>	<input type="checkbox"/> <input type="checkbox"/>	<input type="checkbox"/> <input type="checkbox"/>	<input type="checkbox"/> <input type="checkbox"/>	<input type="checkbox"/> <input type="checkbox"/>	
	Left and Right Facing Chair Connector		SPMCCLCRC/FC	<input type="checkbox"/> <input type="checkbox"/> <input type="checkbox"/> <input type="checkbox"/>	<input type="checkbox"/> <input type="checkbox"/> <input type="checkbox"/> <input type="checkbox"/>	<input type="checkbox"/> <input type="checkbox"/>	<input type="checkbox"/> <input type="checkbox"/>	<input type="checkbox"/> <input type="checkbox"/>	<input type="checkbox"/> <input type="checkbox"/>	
	Left and Right Facing Table Connector		SPMCCLTRT/FC	<input type="checkbox"/> <input type="checkbox"/> <input type="checkbox"/> <input type="checkbox"/>	<input type="checkbox"/> <input type="checkbox"/> <input type="checkbox"/> <input type="checkbox"/>	<input type="checkbox"/> <input type="checkbox"/>	<input type="checkbox"/> <input type="checkbox"/>	<input type="checkbox"/> <input type="checkbox"/>	<input type="checkbox"/> <input type="checkbox"/>	
	Left Face Chair/Right Face Table Connector		SPMCCLCRT/FC	<input type="checkbox"/> <input type="checkbox"/> <input type="checkbox"/> <input type="checkbox"/>	<input type="checkbox"/> <input type="checkbox"/> <input type="checkbox"/> <input type="checkbox"/>	<input type="checkbox"/> <input type="checkbox"/>	<input type="checkbox"/> <input type="checkbox"/>	<input type="checkbox"/> <input type="checkbox"/>	<input type="checkbox"/> <input type="checkbox"/>	
	Left Face Table/ Right Face Chair Connector		SPMCCLTRC/FC	<input type="checkbox"/> <input type="checkbox"/> <input type="checkbox"/> <input type="checkbox"/>	<input type="checkbox"/> <input type="checkbox"/> <input type="checkbox"/> <input type="checkbox"/>	<input type="checkbox"/> <input type="checkbox"/>	<input type="checkbox"/> <input type="checkbox"/>	<input type="checkbox"/> <input type="checkbox"/>	<input type="checkbox"/> <input type="checkbox"/>	

A **B** **C** **D** **E** **F** **G** **H**

HOW TO ORDER

Indicate the following information on order form:

1. Quantity of each item.
2. Model number, including options. See "How To Build a Model Number".
3. Any special service required.

Note: • The indicates that a choice is required.

- The absence of the indicates that no choice is required.
- Alpha-numeric characters in place of indicate that no other alternatives are available.

HOW TO BUILD A MODEL NUMBER

- A** Select basic model.
- B** Select non-contrast or fabric contrast 1. Refer to color addendum at ki.com or KI Fabrics & Finishes binder.
- C** Select fabric contrast 2. Refer to color addendum at ki.com or KI Fabrics & Finishes binder.
- D** Select base finish color. Refer to color addendum at ki.com or KI Fabrics & Finishes binder.
- E** Select armcaps.

WAC	- Wood armcaps (pair)
SAC	- Solid surface armcaps; add \$650
PACBL	- Black poly; add \$90
PACSA	- Sand poly; add \$90
PACWG	- Warm Grey poly; add \$90

 Upcharge for three armcaps.
Solid surface armcap color is always Corian™ white.
- F** Select wood finish color. Refer to color addendum at ki.com or KI Fabrics & Finishes binder. Wood finish selection is for wood armcaps. For Kensington Maple add upcharge.
- G** Select nylon glide color.

NGFN	- Flannel (Dark Grey)
NGNT	- Natural (Cream)
- H** Select moisture barrier.

MB	- Moisture barrier
NMB	- No moisture barrier

 See pricing column for moisture barrier upcharge.



Approx. Packaged Weight	Grade C.O.M.	Grade C	Grade D	Grade E & C.O.L.	Grade F	Grade G	Grade H	Grade I	Grade J	Grade K	Grade L Leather	Grade M Leather	Moisture Barrier add to list price
105.0#	\$ 1856	\$ 1997	\$ 2034	\$ 2078	\$ 2108	\$ 2167	\$ 2226	\$ 2300	\$ 2449	\$ 2597	\$ 2745	\$ 3041	\$ 173
105.0#	1856	1997	2034	2078	2108	2167	2226	2300	2449	2597	2745	3041	173
105.0#	1856	1997	2034	2078	2108	2167	2226	2300	2449	2597	2745	3041	173
105.0#	1856	1997	2034	2078	2108	2167	2226	2300	2449	2597	2745	3041	173
105.0#	1856	1997	2034	2078	2108	2167	2226	2300	2449	2597	2745	3041	173
105.0#	1856	1997	2034	2078	2108	2167	2226	2300	2449	2597	2745	3041	173
105.0#	1856	1997	2034	2078	2108	2167	2226	2300	2449	2597	2745	3041	173
105.0#	1856	1997	2034	2078	2108	2167	2226	2300	2449	2597	2745	3041	173
105.0#	1856	1997	2034	2078	2108	2167	2226	2300	2449	2597	2745	3041	173
105.0#	\$ 1926	\$ 2067	\$ 2104	\$ 2148	\$ 2178	\$ 2237	\$ 2296	\$ 2370	\$ 2519	\$ 2667	\$ 2815	\$ 3111	\$ 173
105.0#	1926	2067	2104	2148	2178	2237	2296	2370	2519	2667	2815	3111	173
105.0#	1926	2067	2104	2148	2178	2237	2296	2370	2519	2667	2815	3111	173
105.0#	1926	2067	2104	2148	2178	2237	2296	2370	2519	2667	2815	3111	173
105.0#	1926	2067	2104	2148	2178	2237	2296	2370	2519	2667	2815	3111	173
105.0#	1926	2067	2104	2148	2178	2237	2296	2370	2519	2667	2815	3111	173
105.0#	1926	2067	2104	2148	2178	2237	2296	2370	2519	2667	2815	3111	173
105.0#	1926	2067	2104	2148	2178	2237	2296	2370	2519	2667	2815	3111	173
105.0#	1926	2067	2104	2148	2178	2237	2296	2370	2519	2667	2815	3111	173

KENSINGTON MAPLE UPCHARGE

Kensington Maple requires extended leadtimes.

Model

All variations of One Seat Models:

SOMC \$40
SPMC \$40

All variations of Two Seat Models:

SOMCC \$60
SPMCC \$60

All variations of Three Seat Models:

SOMCCC \$80
SPMCCC \$80

California TB133 Fire Safety Code

The above seating products can be manufactured as a Special Cost Request using the appropriate flame-retardant materials and fabric selections for compliance to California Technical Bulletin 133. Please contact KI customer service for fabric compliance. Not available with moisture barrier.

Model

All variations of One Seat Models:

SOMC \$173
SPMC \$194

All variations of Two Seat Models:

SOMCC \$215
SPMCC \$243

All variations of Three Seat Models:

SOMCCC \$257
SPMCCC \$292

SPECIAL SERVICES

Special Carton Marking

With specially marked information N/C

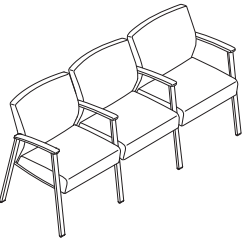

Shipping

Shipped **assembled freight prepaid f.o.b. High Point, North Carolina 27263** factory. Freight class #175.

Specifications and prices are subject to change without prior notice.

Soltice[®] Metal

Multiple Seating

Features	COM	Basic Model	MODEL NUMBER								
			Non-Contrast or Fabric Contrast 1	Fabric Contrast 2	Base Finish	Arm Cap	Wood Finish	Glide Color	Moist. Barrier		
	No Connector	4.5 yd	SOMCCC/NC	□□□□		□□	□□	□□	□□	□□	
	Left Facing Chair Connector	4.5 yd	SOMCCCLC/NC	□□□□		□□	□□	□□	□□	□□	
	Right Facing Chair Connector	4.5 yd	SOMCCRC/NC	□□□□		□□	□□	□□	□□	□□	
	Left Facing Table Connector	4.5 yd	SOMCCCLT/NC	□□□□		□□	□□	□□	□□	□□	
	Right Facing Table Connector	4.5 yd	SOMCCCRT/NC	□□□□		□□	□□	□□	□□	□□	
	Left and Right Facing Chair Connector	4.5 yd	SOMCCCLCRC/NC	□□□□		□□	□□	□□	□□	□□	
	Left and Right Facing Table Connector	4.5 yd	SOMCCCLTRT/NC	□□□□		□□	□□	□□	□□	□□	
	Left Face Chair/Right Face Table Connect	4.5 yd	SOMCCCLCRT/NC	□□□□		□□	□□	□□	□□	□□	
	Left Face Table/ Right Face Chair Connect	4.5 yd	SOMCCCLTRC/NC	□□□□		□□	□□	□□	□□	□□	
SMMC											
Three Seat Unit (Open Arm) Non-Contrast											
	No Connector		SOMCCC/FC	□□□□	□□□□	□□	□□	□□	□□	□□	
	Left Facing Chair Connector		SOMCCCLC/FC	□□□□	□□□□	□□	□□	□□	□□	□□	
	Right Facing Chair Connector		SOMCCRC/FC	□□□□	□□□□	□□	□□	□□	□□	□□	
	Left Facing Table Connector		SOMCCCLT/FC	□□□□	□□□□	□□	□□	□□	□□	□□	
	Right Facing Table Connector		SOMCCCRT/FC	□□□□	□□□□	□□	□□	□□	□□	□□	
	Left and Right Facing Chair Connector		SOMCCCLCRC/FC	□□□□	□□□□	□□	□□	□□	□□	□□	
	Left and Right Facing Table Connector		SOMCCCLTRT/FC	□□□□	□□□□	□□	□□	□□	□□	□□	
	Left Face Chair/Right Face Table Connect		SOMCCCLCRT/FC	□□□□	□□□□	□□	□□	□□	□□	□□	
	Left Face Table/ Right Face Chair Connect		SOMCCCLTRC/FC	□□□□	□□□□	□□	□□	□□	□□	□□	
SMMC											
Three Seat Unit (Open Arm) Contrast											
<ul style="list-style-type: none"> 1 = Back (Fabric Contrast 1) C.O.M. = 3 yd 2 = Seat (Fabric Contrast 2) C.O.M. = 3 yd 											
			A	B	C	D	E	F	G	H	

HOW TO ORDER

Indicate the following information on order form:

- Quantity of each item.
- Model number, including options. See "How To Build a Model Number".
- Any special service required.

Note: • The □ indicates that a choice is required.

- The absence of the □ indicates that no choice is required.
- Alpha-numeric characters in place of □ indicate that no other alternatives are available.

HOW TO BUILD A MODEL NUMBER

- A** Select basic model.
- B** Select non-contrast or fabric contrast 1. Refer to color addendum at ki.com or KI Fabrics & Finishes binder.
- C** Select fabric contrast 2. Refer to color addendum at ki.com or KI Fabrics & Finishes binder.
- D** Select base finish color. Refer to color addendum at ki.com or KI Fabrics & Finishes binder.
- E** Select armcaps.

WAC	- Wood armcaps (pair)
SAC	- Solid surface armcaps; add \$850
PACBL	- Black poly; add \$120
PACSA	- Sand poly; add \$120
PACWG	- Warm Grey poly; add \$120

 Upcharge for four armcaps.
Solid surface armcap color is always

Corian[™] white.

- F** Select wood finish color. Refer to color addendum at ki.com or KI Fabrics & Finishes binder. Wood finish selection is for wood armcaps. For Kensington Maple add upcharge.
- G** Select nylon glide color.

NGFN	- Flannel (Dark Grey)
NGNT	- Natural (Cream)
- H** Select moisture barrier.

MB	- Moisture barrier
NMB	- No moisture barrier

 See pricing column for moisture barrier upcharge.



Approx. Packaged Weight	Grade C.O.M.	Grade C	Grade D	Grade E & C.O.L.	Grade F	Grade G	Grade H	Grade I	Grade J	Grade K	Grade L Leather	Grade M Leather	Moisture Barrier add to list price
125.0#	\$ 2363	\$ 2521	\$ 2563	\$ 2613	\$ 2646	\$ 2713	\$ 2779	\$ 2863	\$ 3029	\$ 3196	\$ 3363	\$ 3696	\$ 178
125.0#	2363	2521	2563	2613	2646	2713	2779	2863	3029	3196	3363	3696	178
125.0#	2363	2521	2563	2613	2646	2713	2779	2863	3029	3196	3363	3696	178
125.0#	2363	2521	2563	2613	2646	2713	2779	2863	3029	3196	3363	3696	178
125.0#	2363	2521	2563	2613	2646	2713	2779	2863	3029	3196	3363	3696	178
125.0#	2363	2521	2563	2613	2646	2713	2779	2863	3029	3196	3363	3696	178
125.0#	2363	2521	2563	2613	2646	2713	2779	2863	3029	3196	3363	3696	178
125.0#	2363	2521	2563	2613	2646	2713	2779	2863	3029	3196	3363	3696	178
125.0#	2363	2521	2563	2613	2646	2713	2779	2863	3029	3196	3363	3696	178
125.0#	2363	2521	2563	2613	2646	2713	2779	2863	3029	3196	3363	3696	178
125.0#	2463	\$ 2621	\$ 2663	\$ 2713	\$ 2746	\$ 2813	\$ 2879	\$ 2963	\$ 3129	\$ 3296	\$ 3463	\$ 3796	\$ 178
125.0#	2463	2621	2663	2713	2746	2813	2879	2963	3129	3296	3463	3796	178
125.0#	2463	2621	2663	2713	2746	2813	2879	2963	3129	3296	3463	3796	178
125.0#	2463	2621	2663	2713	2746	2813	2879	2963	3129	3296	3463	3796	178
125.0#	2463	2621	2663	2713	2746	2813	2879	2963	3129	3296	3463	3796	178
125.0#	2463	2621	2663	2713	2746	2813	2879	2963	3129	3296	3463	3796	178
125.0#	2463	2621	2663	2713	2746	2813	2879	2963	3129	3296	3463	3796	178
125.0#	2463	2621	2663	2713	2746	2813	2879	2963	3129	3296	3463	3796	178
125.0#	2463	2621	2663	2713	2746	2813	2879	2963	3129	3296	3463	3796	178

KENSINGTON MAPLE UPCHARGE

Kensington Maple requires extended leadtimes.

Model
All variations of One Seat Models:
SOMC \$40
SPMC \$40

All variations of Two Seat Models:
SOMCC \$60
SPMCC \$60

All variations of Three Seat Models:
SOMCCC \$80
SPMCCC \$80

California TB133 Fire Safety Code

The above seating products can be manufactured as a Special Cost Request using the appropriate flame-retardant materials and fabric selections for compliance to California Technical Bulletin 133. Please contact KI customer service for fabric compliance. Not available with moisture barrier.

Model
All variations of One Seat Models:
SOMC \$173
SPMC \$194

All variations of Two Seat Models:
SOMCC \$215
SPMCC \$243

All variations of Three Seat Models:
SOMCCC \$257
SPMCCC \$292

SPECIAL SERVICES

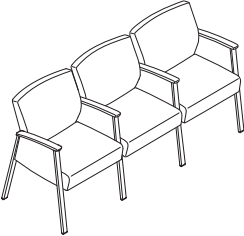
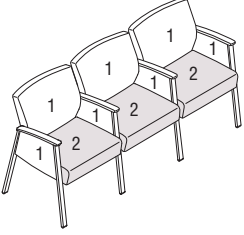
Special Carton Marking
With specially marked information N/C

Shipping
Shipped assembled freight prepaid f.o.b. High Point, North Carolina 27263 factory. Freight class #175.

Specifications and prices are subject to change without prior notice.

Soltice[®] Metal

Multiple Seating

	Features	COM	MODEL NUMBER								
			Basic Model	Non-Contrast or Fabric Contrast 1	Fabric Contrast 2	Base Finish	Arm Cap	Wood Finish	Glide Color	Moist. Barrier	
 <p>SMMC Three Seat Unit (Closed Arm) Non-Contrast</p>	No Connector	5.75 yd	SPMCCC/NC	<input type="checkbox"/> <input type="checkbox"/> <input type="checkbox"/> <input type="checkbox"/>			<input type="checkbox"/> <input type="checkbox"/>	<input type="checkbox"/> <input type="checkbox"/>	<input type="checkbox"/> <input type="checkbox"/>	<input type="checkbox"/> <input type="checkbox"/>	
	Left Facing Chair Connector	5.75 yd	SPMCCCCLC/NC	<input type="checkbox"/> <input type="checkbox"/> <input type="checkbox"/> <input type="checkbox"/>			<input type="checkbox"/> <input type="checkbox"/>	<input type="checkbox"/> <input type="checkbox"/>	<input type="checkbox"/> <input type="checkbox"/>	<input type="checkbox"/> <input type="checkbox"/>	
	Right Facing Chair Connector	5.75 yd	SPMCCCR/NC	<input type="checkbox"/> <input type="checkbox"/> <input type="checkbox"/> <input type="checkbox"/>			<input type="checkbox"/> <input type="checkbox"/>	<input type="checkbox"/> <input type="checkbox"/>	<input type="checkbox"/> <input type="checkbox"/>	<input type="checkbox"/> <input type="checkbox"/>	
	Left Facing Table Connector	5.75 yd	SPMCCCCLT/NC	<input type="checkbox"/> <input type="checkbox"/> <input type="checkbox"/> <input type="checkbox"/>			<input type="checkbox"/> <input type="checkbox"/>	<input type="checkbox"/> <input type="checkbox"/>	<input type="checkbox"/> <input type="checkbox"/>	<input type="checkbox"/> <input type="checkbox"/>	
	Right Facing Table Connector	5.75 yd	SPMCCCR/NC	<input type="checkbox"/> <input type="checkbox"/> <input type="checkbox"/> <input type="checkbox"/>			<input type="checkbox"/> <input type="checkbox"/>	<input type="checkbox"/> <input type="checkbox"/>	<input type="checkbox"/> <input type="checkbox"/>	<input type="checkbox"/> <input type="checkbox"/>	
	Left and Right Facing Chair Connector	5.75 yd	SPMCCCCLCR/NC	<input type="checkbox"/> <input type="checkbox"/> <input type="checkbox"/> <input type="checkbox"/>			<input type="checkbox"/> <input type="checkbox"/>	<input type="checkbox"/> <input type="checkbox"/>	<input type="checkbox"/> <input type="checkbox"/>	<input type="checkbox"/> <input type="checkbox"/>	
	Left and Right Facing Table Connector	5.75 yd	SPMCCCCLTR/NC	<input type="checkbox"/> <input type="checkbox"/> <input type="checkbox"/> <input type="checkbox"/>			<input type="checkbox"/> <input type="checkbox"/>	<input type="checkbox"/> <input type="checkbox"/>	<input type="checkbox"/> <input type="checkbox"/>	<input type="checkbox"/> <input type="checkbox"/>	
	Left Face Chair/Right Face Table Connect	5.75 yd	SPMCCCCLCR/NC	<input type="checkbox"/> <input type="checkbox"/> <input type="checkbox"/> <input type="checkbox"/>			<input type="checkbox"/> <input type="checkbox"/>	<input type="checkbox"/> <input type="checkbox"/>	<input type="checkbox"/> <input type="checkbox"/>	<input type="checkbox"/> <input type="checkbox"/>	
	Left Face Table/ Right Face Chair Connect	5.75 yd	SPMCCCCLTR/NC	<input type="checkbox"/> <input type="checkbox"/> <input type="checkbox"/> <input type="checkbox"/>			<input type="checkbox"/> <input type="checkbox"/>	<input type="checkbox"/> <input type="checkbox"/>	<input type="checkbox"/> <input type="checkbox"/>	<input type="checkbox"/> <input type="checkbox"/>	
 <p>SMMC Three Seat Unit (Closed Arm) Contrast</p> <p>• 1 = Back and arms (Fabric Contrast 1) C.O.M. = 4.75 yd • 2 = Seat (Fabric Contrast 2) C.O.M. = 3 yd</p>	No Connector		SPMCCC/FC	<input type="checkbox"/> <input type="checkbox"/> <input type="checkbox"/> <input type="checkbox"/>	<input type="checkbox"/> <input type="checkbox"/> <input type="checkbox"/> <input type="checkbox"/>		<input type="checkbox"/> <input type="checkbox"/>	<input type="checkbox"/> <input type="checkbox"/>	<input type="checkbox"/> <input type="checkbox"/>	<input type="checkbox"/> <input type="checkbox"/>	
	Left Facing Chair Connector		SPMCCCCLG/FC	<input type="checkbox"/> <input type="checkbox"/> <input type="checkbox"/> <input type="checkbox"/>	<input type="checkbox"/> <input type="checkbox"/> <input type="checkbox"/> <input type="checkbox"/>		<input type="checkbox"/> <input type="checkbox"/>	<input type="checkbox"/> <input type="checkbox"/>	<input type="checkbox"/> <input type="checkbox"/>	<input type="checkbox"/> <input type="checkbox"/>	
	Right Facing Chair Connector		SPMCCCR/FC	<input type="checkbox"/> <input type="checkbox"/> <input type="checkbox"/> <input type="checkbox"/>	<input type="checkbox"/> <input type="checkbox"/> <input type="checkbox"/> <input type="checkbox"/>		<input type="checkbox"/> <input type="checkbox"/>	<input type="checkbox"/> <input type="checkbox"/>	<input type="checkbox"/> <input type="checkbox"/>	<input type="checkbox"/> <input type="checkbox"/>	
	Left Facing Table Connector		SPMCCCCLT/FC	<input type="checkbox"/> <input type="checkbox"/> <input type="checkbox"/> <input type="checkbox"/>	<input type="checkbox"/> <input type="checkbox"/> <input type="checkbox"/> <input type="checkbox"/>		<input type="checkbox"/> <input type="checkbox"/>	<input type="checkbox"/> <input type="checkbox"/>	<input type="checkbox"/> <input type="checkbox"/>	<input type="checkbox"/> <input type="checkbox"/>	
	Right Facing Table Connector		SPMCCCR/FC	<input type="checkbox"/> <input type="checkbox"/> <input type="checkbox"/> <input type="checkbox"/>	<input type="checkbox"/> <input type="checkbox"/> <input type="checkbox"/> <input type="checkbox"/>		<input type="checkbox"/> <input type="checkbox"/>	<input type="checkbox"/> <input type="checkbox"/>	<input type="checkbox"/> <input type="checkbox"/>	<input type="checkbox"/> <input type="checkbox"/>	
	Left and Right Facing Chair Connector		SPMCCCCLCR/FC	<input type="checkbox"/> <input type="checkbox"/> <input type="checkbox"/> <input type="checkbox"/>	<input type="checkbox"/> <input type="checkbox"/> <input type="checkbox"/> <input type="checkbox"/>		<input type="checkbox"/> <input type="checkbox"/>	<input type="checkbox"/> <input type="checkbox"/>	<input type="checkbox"/> <input type="checkbox"/>	<input type="checkbox"/> <input type="checkbox"/>	
	Left and Right Facing Table Connector		SPMCCCCLTR/FC	<input type="checkbox"/> <input type="checkbox"/> <input type="checkbox"/> <input type="checkbox"/>	<input type="checkbox"/> <input type="checkbox"/> <input type="checkbox"/> <input type="checkbox"/>		<input type="checkbox"/> <input type="checkbox"/>	<input type="checkbox"/> <input type="checkbox"/>	<input type="checkbox"/> <input type="checkbox"/>	<input type="checkbox"/> <input type="checkbox"/>	
	Left Face Chair/Right Face Table Connect		SPMCCCCLCR/FC	<input type="checkbox"/> <input type="checkbox"/> <input type="checkbox"/> <input type="checkbox"/>	<input type="checkbox"/> <input type="checkbox"/> <input type="checkbox"/> <input type="checkbox"/>		<input type="checkbox"/> <input type="checkbox"/>	<input type="checkbox"/> <input type="checkbox"/>	<input type="checkbox"/> <input type="checkbox"/>	<input type="checkbox"/> <input type="checkbox"/>	
	Left Face Table/ Right Face Chair Connect		SPMCCCCLTR/FC	<input type="checkbox"/> <input type="checkbox"/> <input type="checkbox"/> <input type="checkbox"/>	<input type="checkbox"/> <input type="checkbox"/> <input type="checkbox"/> <input type="checkbox"/>		<input type="checkbox"/> <input type="checkbox"/>	<input type="checkbox"/> <input type="checkbox"/>	<input type="checkbox"/> <input type="checkbox"/>	<input type="checkbox"/> <input type="checkbox"/>	
			A	B	C	D	E	F	G	H	

HOW TO ORDER

Indicate the following information on order form:

- Quantity of each item.
- Model number, including options. See "How To Build a Model Number".
- Any special service required.

Note: • The indicates that a choice is required.

- The absence of the indicates that no choice is required.
- Alpha-numeric characters in place of indicate that no other alternatives are available.

HOW TO BUILD A MODEL NUMBER

- A** Select basic model.
- B** Select non-contrast or fabric contrast 1. Refer to color addendum at ki.com or KI Fabrics & Finishes binder.
- C** Select fabric contrast 2. Refer to color addendum at ki.com or KI Fabrics & Finishes binder.
- D** Select base finish color. Refer to color addendum at ki.com or KI Fabrics & Finishes binder.
- E** Select armcaps.

WAC	- Wood armcaps (pair)
SAC	- Solid surface armcaps; add \$850
PACBL	- Black poly; add \$120
PACSA	- Sand poly; add \$120
PACWG	- Warm Grey poly; add \$120

 Upcharge for four armcaps.
Solid surface armcap color is always Corian™ white.
- F** Select wood finish color. Refer to color addendum at ki.com or KI Fabrics & Finishes binder. Wood finish selection is for wood armcaps. For Kensington Maple add upcharge.
- G** Select nylon glide color.

NGFN	- Flannel (Dark Grey)
NGNT	- Natural (Cream)
- H** Select moisture barrier.

MB	- Moisture barrier
NMB	- No moisture barrier

 See pricing column for moisture barrier upcharge.



Approx. Packaged Weight	Grade C.O.M.	Grade C	Grade D	Grade E & C.O.L.	Grade F	Grade G	Grade H	Grade I	Grade J	Grade K	Grade L Leather	Grade M Leather	Moisture Barrier add to list price
135.0#	\$ 2636	\$ 2838	\$ 2891	\$ 2955	\$ 2998	\$ 3083	\$ 3168	\$ 3275	\$ 3488	\$ 3701	\$ 3914	\$ 4339	\$ 191
135.0#	2636	2838	2891	2955	2998	3083	3168	3275	3488	3701	3914	4339	191
135.0#	2636	2838	2891	2955	2998	3083	3168	3275	3488	3701	3914	4339	191
135.0#	2636	2838	2891	2955	2998	3083	3168	3275	3488	3701	3914	4339	191
135.0#	2636	2838	2891	2955	2998	3083	3168	3275	3488	3701	3914	4339	191
135.0#	2636	2838	2891	2955	2998	3083	3168	3275	3488	3701	3914	4339	191
135.0#	2636	2838	2891	2955	2998	3083	3168	3275	3488	3701	3914	4339	191
135.0#	2636	2838	2891	2955	2998	3083	3168	3275	3488	3701	3914	4339	191
135.0#	2636	2838	2891	2955	2998	3083	3168	3275	3488	3701	3914	4339	191
135.0#	2636	2838	2891	2955	2998	3083	3168	3275	3488	3701	3914	4339	191
135.0#	\$ 2736	\$ 2938	\$ 2991	\$ 3055	\$ 3098	\$ 3183	\$ 3268	\$ 3375	\$ 3588	\$ 3801	\$ 4014	\$ 4439	\$ 191
135.0#	2736	2938	2991	3055	3098	3183	3268	3375	3588	3801	4014	4439	191
135.0#	2736	2938	2991	3055	3098	3183	3268	3375	3588	3801	4014	4439	191
135.0#	2736	2938	2991	3055	3098	3183	3268	3375	3588	3801	4014	4439	191
135.0#	2736	2938	2991	3055	3098	3183	3268	3375	3588	3801	4014	4439	191
135.0#	2736	2938	2991	3055	3098	3183	3268	3375	3588	3801	4014	4439	191
135.0#	2736	2938	2991	3055	3098	3183	3268	3375	3588	3801	4014	4439	191
135.0#	2736	2938	2991	3055	3098	3183	3268	3375	3588	3801	4014	4439	191
135.0#	2736	2938	2991	3055	3098	3183	3268	3375	3588	3801	4014	4439	191

KENSINGTON MAPLE UPCHARGE

Kensington Maple requires extended leadtimes.

Model

All variations of One Seat Models:

SOMC \$40
SPMC \$40

All variations of Two Seat Models:

SOMCC \$60
SPMCC \$60

All variations of Three Seat Models:

SOMCCC \$80
SPMCCC \$80

California TB133 Fire Safety Code

The above seating products can be manufactured as a Special Cost Request using the appropriate flame-retardant materials and fabric selections for compliance to California Technical Bulletin 133. Please contact KI customer service for fabric compliance. Not available with moisture barrier.

Model

All variations of One Seat Models:

SOMC \$173
SPMC \$194

All variations of Two Seat Models:

SOMCC \$215
SPMCC \$243

All variations of Three Seat Models:

SOMCCC \$257
SPMCCC \$292

SPECIAL SERVICES

Special Carton Marking

With specially marked information N/C

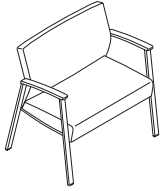

Shipping

Shipped **assembled freight prepaid f.o.b. High Point, North Carolina 27263** factory. Freight class #175.

Specifications and prices are subject to change without prior notice.

Soltice® Metal

Multiple Seating

			MODEL NUMBER							
Features	COM	Basic Model	Non-Contrast or Fabric Contrast 1	Fabric Contrast 2	Base Finish	Arm Cap	Wood Finish	Glide Color	Moist. Barrier	
 <p>SMMB Bariatric Lounge (Open Arm) Non-Contrast</p>	No Connector	2.25 yd	SOMB/NC	□□□□		□□	□□	□□	□□	□□
	Left Facing Chair Connector	2.25 yd	SOMBLC/NC	□□□□		□□	□□	□□	□□	□□
	Right Facing Chair Connector	2.25 yd	SOMBRC/NC	□□□□		□□	□□	□□	□□	□□
	Left Facing Table Connector	2.25 yd	SOMBLT/NC	□□□□		□□	□□	□□	□□	□□
	Right Facing Table Connector	2.25 yd	SOMBRT/NC	□□□□		□□	□□	□□	□□	□□
	Left and Right Facing Chair Connector	2.25 yd	SOMBLCRC/NC	□□□□		□□	□□	□□	□□	□□
	Left and Right Facing Table Connector	2.25 yd	SOMBLTRT/NC	□□□□		□□	□□	□□	□□	□□
	Left Face Chair/Right Face Table Connector	2.25 yd	SOMBLCRT/NC	□□□□		□□	□□	□□	□□	□□
	Left Face Table/ Right Face Chair Connector	2.25 yd	SOMBLTRC/NC	□□□□		□□	□□	□□	□□	□□
 <p>SMMB Bariatric Lounge (Open Arm) Contrast</p> <ul style="list-style-type: none"> • 1 = Back (Fabric Contrast 1) C.O.M. = 1.5 yd • 2 = Seat (Fabric Contrast 2) C.O.M. = 1 yd 	No Connector		SOMB/FC	□□□□	□□□□	□□	□□	□□	□□	□□
	Left Facing Chair Connector		SOMBLC/FC	□□□□	□□□□	□□	□□	□□	□□	□□
	Right Facing Chair Connector		SOMBRC/FC	□□□□	□□□□	□□	□□	□□	□□	□□
	Left Facing Table Connector		SOMBLT/FC	□□□□	□□□□	□□	□□	□□	□□	□□
	Right Facing Table Connector		SOMBRT/FC	□□□□	□□□□	□□	□□	□□	□□	□□
	Left and Right Facing Chair Connector		SOMBLCRC/FC	□□□□	□□□□	□□	□□	□□	□□	□□
	Left and Right Facing Table Connector		SOMBLTRT/FC	□□□□	□□□□	□□	□□	□□	□□	□□
	Left Face Chair/Right Face Table Connector		SOMBLCRT/FC	□□□□	□□□□	□□	□□	□□	□□	□□
	Left Face Table/ Right Face Chair Connector		SOMBLTRC/FC	□□□□	□□□□	□□	□□	□□	□□	□□

A **B** **C** **D** **E** **F** **G** **H**

HOW TO ORDER

Indicate the following information on order form:

1. Quantity of each item.
2. Model number, including options. See "How To Build a Model Number".
3. Any special service required.

Note: • The □ indicates that a choice is required.

- The absence of the □ indicates that no choice is required.
- Alpha-numeric characters in place of □ indicate that no other alternatives are available.

HOW TO BUILD A MODEL NUMBER

- A** Select basic model.
- B** Select non-contrast or fabric contrast 1. Refer to color addendum at ki.com or KI Fabrics & Finishes binder.
- C** Select fabric contrast 2. Refer to color addendum at ki.com or KI Fabrics & Finishes binder.
- D** Select base finish color. Refer to color addendum at ki.com or KI Fabrics & Finishes binder.
- E** Select armcaps.

WAC	- Wood armcaps (pair)
SAC	- Solid surface armcaps; add \$450
PACBL	- Black poly; add \$60
PACSA	- Sand poly; add \$60
PACWG	- Warm Grey poly; add \$60

 Upcharge for four armcaps. Solid surface armcap color is always Corian™ white.
- F** Select wood finish color. Refer to color addendum at ki.com or KI Fabrics & Finishes binder. Wood finish selection is for wood armcaps. For Kensington Maple add upcharge.
- G** Select nylon glide color.

NGFN	- Flannel (Dark Grey)
NGNT	- Natural (Cream)
- H** Select moisture barrier.

MB	- Moisture barrier
NMB	- No moisture barrier

 See pricing column for moisture barrier upcharge.



Approx. Packaged Weight	Grade C.O.M.	Grade C	Grade D	Grade E & C.O.L.	Grade F	Grade G	Grade H	Grade I	Grade J	Grade K	Grade L Leather	Grade M Leather	Moisture Barrier add to list price
70.0#	\$ 1530	\$ 1609	\$ 1630	\$ 1655	\$ 1672	\$ 1705	\$ 1738	\$ 1780	\$ 1863	\$ 1947	\$ 2030	\$ 2197	\$ 154
70.0#	1530	1609	1630	1655	1672	1705	1738	1780	1863	1947	2030	2197	154
70.0#	1530	1609	1630	1655	1672	1705	1738	1780	1863	1947	2030	2197	154
70.0#	1530	1609	1630	1655	1672	1705	1738	1780	1863	1947	2030	2197	154
70.0#	1530	1609	1630	1655	1672	1705	1738	1780	1863	1947	2030	2197	154
70.0#	1530	1609	1630	1655	1672	1705	1738	1780	1863	1947	2030	2197	154
70.0#	1530	1609	1630	1655	1672	1705	1738	1780	1863	1947	2030	2197	154
70.0#	1530	1609	1630	1655	1672	1705	1738	1780	1863	1947	2030	2197	154
70.0#	1530	1609	1630	1655	1672	1705	1738	1780	1863	1947	2030	2197	154
70.0#	1530	1609	1630	1655	1672	1705	1738	1780	1863	1947	2030	2197	154
70.0#	\$ 1580	\$ 1659	\$ 1680	\$ 1705	\$ 1722	\$ 1755	\$ 1788	\$ 1830	\$ 1913	\$ 1997	\$ 2080	\$ 2247	\$ 154
70.0#	1580	1659	1680	1705	1722	1755	1788	1830	1913	1997	2080	2247	154
70.0#	1580	1659	1680	1705	1722	1755	1788	1830	1913	1997	2080	2247	154
70.0#	1580	1659	1680	1705	1722	1755	1788	1830	1913	1997	2080	2247	154
70.0#	1580	1659	1680	1705	1722	1755	1788	1830	1913	1997	2080	2247	154
70.0#	1580	1659	1680	1705	1722	1755	1788	1830	1913	1997	2080	2247	154
70.0#	1580	1659	1680	1705	1722	1755	1788	1830	1913	1997	2080	2247	154
70.0#	1580	1659	1680	1705	1722	1755	1788	1830	1913	1997	2080	2247	154
70.0#	1580	1659	1680	1705	1722	1755	1788	1830	1913	1997	2080	2247	154
70.0#	1580	1659	1680	1705	1722	1755	1788	1830	1913	1997	2080	2247	154

KENSINGTON MAPLE UPCHARGE

Kensington Maple requires extended leadtimes.

Model

All variations of Bariatric Models:

SOMB \$40
SPMB \$40

All variations of Loveseat Models:

SOM33 \$40
SPM33 \$40

All variations of Spanner Models:

SOM3S \$80
SPM3S \$80

California TB133 Fire Safety Code

The above seating products can be manufactured as a Special Cost Request using the appropriate flame-retardant materials and fabric selections for compliance to California Technical Bulletin 133. Please contact KI customer service for fabric compliance. Not available with moisture barrier.

Model

All variations of Bariatric Models:

SOMB \$193
SPMB \$223

All variations of Loveseat Models:

SOM33 \$212
SPM33 \$241

All variations of Spanner Models:

SOM3S \$265
SPM3S \$301

SPECIAL SERVICES

Special Carton Marking

With specially marked information N/C


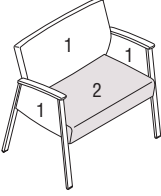
Shipping

Shipped **assembled freight prepaid f.o.b. High Point, North Carolina 27263** factory. Freight class #175.

Specifications and prices are subject to change without prior notice.

Soltice[®] Metal

Multiple Seating

Features	COM	MODEL NUMBER								
		Basic Model	Non-Contrast or Fabric Contrast 1	Fabric Contrast 2	Base Finish	Arm Cap	Wood Finish	Glide Color	Moist. Barrier	
 <p>SMMB Bariatric Lounge (Closed Arm) Non-Contrast</p>	No Connector	3 yd	SPMB/NC	<input type="checkbox"/> <input type="checkbox"/> <input type="checkbox"/> <input type="checkbox"/>			<input type="checkbox"/> <input type="checkbox"/>	<input type="checkbox"/> <input type="checkbox"/>	<input type="checkbox"/> <input type="checkbox"/>	<input type="checkbox"/> <input type="checkbox"/>
	Left Facing Chair Connector	3 yd	SPMBLC/NC	<input type="checkbox"/> <input type="checkbox"/> <input type="checkbox"/> <input type="checkbox"/>			<input type="checkbox"/> <input type="checkbox"/>	<input type="checkbox"/> <input type="checkbox"/>	<input type="checkbox"/> <input type="checkbox"/>	<input type="checkbox"/> <input type="checkbox"/>
	Right Facing Chair Connector	3 yd	SPMBRC/NC	<input type="checkbox"/> <input type="checkbox"/> <input type="checkbox"/> <input type="checkbox"/>			<input type="checkbox"/> <input type="checkbox"/>	<input type="checkbox"/> <input type="checkbox"/>	<input type="checkbox"/> <input type="checkbox"/>	<input type="checkbox"/> <input type="checkbox"/>
	Left Facing Table Connector	3 yd	SPMBLT/NC	<input type="checkbox"/> <input type="checkbox"/> <input type="checkbox"/> <input type="checkbox"/>			<input type="checkbox"/> <input type="checkbox"/>	<input type="checkbox"/> <input type="checkbox"/>	<input type="checkbox"/> <input type="checkbox"/>	<input type="checkbox"/> <input type="checkbox"/>
	Right Facing Table Connector	3 yd	SPMBRT/NC	<input type="checkbox"/> <input type="checkbox"/> <input type="checkbox"/> <input type="checkbox"/>			<input type="checkbox"/> <input type="checkbox"/>	<input type="checkbox"/> <input type="checkbox"/>	<input type="checkbox"/> <input type="checkbox"/>	<input type="checkbox"/> <input type="checkbox"/>
	Left and Right Facing Chair Connector	3 yd	SPMBLCRC/NC	<input type="checkbox"/> <input type="checkbox"/> <input type="checkbox"/> <input type="checkbox"/>			<input type="checkbox"/> <input type="checkbox"/>	<input type="checkbox"/> <input type="checkbox"/>	<input type="checkbox"/> <input type="checkbox"/>	<input type="checkbox"/> <input type="checkbox"/>
	Left and Right Facing Table Connector	3 yd	SPMBLTRT/NC	<input type="checkbox"/> <input type="checkbox"/> <input type="checkbox"/> <input type="checkbox"/>			<input type="checkbox"/> <input type="checkbox"/>	<input type="checkbox"/> <input type="checkbox"/>	<input type="checkbox"/> <input type="checkbox"/>	<input type="checkbox"/> <input type="checkbox"/>
	Left Face Chair/Right Face Table Connector	3 yd	SPMBLCRT/NC	<input type="checkbox"/> <input type="checkbox"/> <input type="checkbox"/> <input type="checkbox"/>			<input type="checkbox"/> <input type="checkbox"/>	<input type="checkbox"/> <input type="checkbox"/>	<input type="checkbox"/> <input type="checkbox"/>	<input type="checkbox"/> <input type="checkbox"/>
	Left Face Table/ Right Face Chair Connector	3 yd	SPMBLTRC/NC	<input type="checkbox"/> <input type="checkbox"/> <input type="checkbox"/> <input type="checkbox"/>			<input type="checkbox"/> <input type="checkbox"/>	<input type="checkbox"/> <input type="checkbox"/>	<input type="checkbox"/> <input type="checkbox"/>	<input type="checkbox"/> <input type="checkbox"/>
 <p>SMMB Bariatric Lounge (Closed Arm) Contrast</p> <ul style="list-style-type: none"> • 1 = Back and arms (Fabric Contrast 1) C.O.M. = 2.5 yd • 2 = Seat (Fabric Contrast 2) C.O.M. = 1 yd 	No Connector		SPMB/FC	<input type="checkbox"/> <input type="checkbox"/> <input type="checkbox"/> <input type="checkbox"/>	<input type="checkbox"/> <input type="checkbox"/> <input type="checkbox"/> <input type="checkbox"/>		<input type="checkbox"/> <input type="checkbox"/>	<input type="checkbox"/> <input type="checkbox"/>	<input type="checkbox"/> <input type="checkbox"/>	<input type="checkbox"/> <input type="checkbox"/>
	Left Facing Chair Connector		SPMBLC/FC	<input type="checkbox"/> <input type="checkbox"/> <input type="checkbox"/> <input type="checkbox"/>	<input type="checkbox"/> <input type="checkbox"/> <input type="checkbox"/> <input type="checkbox"/>		<input type="checkbox"/> <input type="checkbox"/>	<input type="checkbox"/> <input type="checkbox"/>	<input type="checkbox"/> <input type="checkbox"/>	<input type="checkbox"/> <input type="checkbox"/>
	Right Facing Chair Connector		SPMBRC/FC	<input type="checkbox"/> <input type="checkbox"/> <input type="checkbox"/> <input type="checkbox"/>	<input type="checkbox"/> <input type="checkbox"/> <input type="checkbox"/> <input type="checkbox"/>		<input type="checkbox"/> <input type="checkbox"/>	<input type="checkbox"/> <input type="checkbox"/>	<input type="checkbox"/> <input type="checkbox"/>	<input type="checkbox"/> <input type="checkbox"/>
	Left Facing Table Connector		SPMBLT/FC	<input type="checkbox"/> <input type="checkbox"/> <input type="checkbox"/> <input type="checkbox"/>	<input type="checkbox"/> <input type="checkbox"/> <input type="checkbox"/> <input type="checkbox"/>		<input type="checkbox"/> <input type="checkbox"/>	<input type="checkbox"/> <input type="checkbox"/>	<input type="checkbox"/> <input type="checkbox"/>	<input type="checkbox"/> <input type="checkbox"/>
	Right Facing Table Connector		SPMBRT/FC	<input type="checkbox"/> <input type="checkbox"/> <input type="checkbox"/> <input type="checkbox"/>	<input type="checkbox"/> <input type="checkbox"/> <input type="checkbox"/> <input type="checkbox"/>		<input type="checkbox"/> <input type="checkbox"/>	<input type="checkbox"/> <input type="checkbox"/>	<input type="checkbox"/> <input type="checkbox"/>	<input type="checkbox"/> <input type="checkbox"/>
	Left and Right Facing Chair Connector		SPMBLCRC/FC	<input type="checkbox"/> <input type="checkbox"/> <input type="checkbox"/> <input type="checkbox"/>	<input type="checkbox"/> <input type="checkbox"/> <input type="checkbox"/> <input type="checkbox"/>		<input type="checkbox"/> <input type="checkbox"/>	<input type="checkbox"/> <input type="checkbox"/>	<input type="checkbox"/> <input type="checkbox"/>	<input type="checkbox"/> <input type="checkbox"/>
	Left and Right Facing Table Connector		SPMBLTRT/FC	<input type="checkbox"/> <input type="checkbox"/> <input type="checkbox"/> <input type="checkbox"/>	<input type="checkbox"/> <input type="checkbox"/> <input type="checkbox"/> <input type="checkbox"/>		<input type="checkbox"/> <input type="checkbox"/>	<input type="checkbox"/> <input type="checkbox"/>	<input type="checkbox"/> <input type="checkbox"/>	<input type="checkbox"/> <input type="checkbox"/>
	Left Face Chair/Right Face Table Connector		SPMBLCRT/FC	<input type="checkbox"/> <input type="checkbox"/> <input type="checkbox"/> <input type="checkbox"/>	<input type="checkbox"/> <input type="checkbox"/> <input type="checkbox"/> <input type="checkbox"/>		<input type="checkbox"/> <input type="checkbox"/>	<input type="checkbox"/> <input type="checkbox"/>	<input type="checkbox"/> <input type="checkbox"/>	<input type="checkbox"/> <input type="checkbox"/>
	Left Face Table/ Right Face Chair Connector		SPMBLTRC/FC	<input type="checkbox"/> <input type="checkbox"/> <input type="checkbox"/> <input type="checkbox"/>	<input type="checkbox"/> <input type="checkbox"/> <input type="checkbox"/> <input type="checkbox"/>		<input type="checkbox"/> <input type="checkbox"/>	<input type="checkbox"/> <input type="checkbox"/>	<input type="checkbox"/> <input type="checkbox"/>	<input type="checkbox"/> <input type="checkbox"/>

A **B** **C** **D** **E** **F** **G** **H**

HOW TO ORDER

Indicate the following information on order form:

- Quantity of each item.
- Model number, including options. See "How To Build a Model Number".
- Any special service required.

Note: • The indicates that a choice is required.

- The absence of the indicates that no choice is required.
- Alpha-numeric characters in place of indicate that no other alternatives are available.

HOW TO BUILD A MODEL NUMBER

- A** Select basic model.
- B** Select non-contrast or fabric contrast 1. Refer to color addendum at ki.com or KI Fabrics & Finishes binder.
- C** Select fabric contrast 2. Refer to color addendum at ki.com or KI Fabrics & Finishes binder.
- D** Select base finish color. Refer to color addendum at ki.com or KI Fabrics & Finishes binder.
- E** Select armcaps.

WAC	- Wood armcaps (pair)
SAC	- Solid surface armcaps; add \$450
PACBL	- Black poly; add \$60
PACSA	- Sand poly; add \$60
PACWG	- Warm Grey poly; add \$60

 Upcharge for four armcaps. Solid surface armcap color is always Corian™ white.
- F** Select wood finish color. Refer to color addendum at ki.com or KI Fabrics & Finishes binder. Wood finish selection is for wood armcaps. For Kensington Maple add upcharge.
- G** Select nylon glide color.

NGFN	- Flannel (Dark Grey)
NGNT	- Natural (Cream)
- H** Select moisture barrier.

MB	- Moisture barrier
NMB	- No moisture barrier

 See pricing column for moisture barrier upcharge.



Approx. Packaged Weight	Grade C.O.M.	Grade C	Grade D	Grade E & C.O.L.	Grade F	Grade G	Grade H	Grade I	Grade J	Grade K	Grade L Leather	Grade M Leather	Moisture Barrier add to list price
80.0#	\$ 1757	\$ 1863	\$ 1890	\$ 1924	\$ 1946	\$ 1990	\$ 2035	\$ 2090	\$ 2201	\$ 2313	\$ 2424	\$ 2646	\$ 168
80.0#	1757	1863	1890	1924	1946	1990	2035	2090	2201	2313	2424	2646	168
80.0#	1757	1863	1890	1924	1946	1990	2035	2090	2201	2313	2424	2646	168
80.0#	1757	1863	1890	1924	1946	1990	2035	2090	2201	2313	2424	2646	168
80.0#	1757	1863	1890	1924	1946	1990	2035	2090	2201	2313	2424	2646	168
80.0#	1757	1863	1890	1924	1946	1990	2035	2090	2201	2313	2424	2646	168
80.0#	1757	1863	1890	1924	1946	1990	2035	2090	2201	2313	2424	2646	168
80.0#	1757	1863	1890	1924	1946	1990	2035	2090	2201	2313	2424	2646	168
80.0#	1757	1863	1890	1924	1946	1990	2035	2090	2201	2313	2424	2646	168
80.0#	1807	\$ 1913	\$ 1940	\$ 1974	\$ 1996	\$ 2040	\$ 2085	\$ 2140	\$ 2251	\$ 2363	\$ 2474	\$ 2696	\$ 168
80.0#	1807	1913	1940	1974	1996	2040	2085	2140	2251	2363	2474	2696	168
80.0#	1807	1913	1940	1974	1996	2040	2085	2140	2251	2363	2474	2696	168
80.0#	1807	1913	1940	1974	1996	2040	2085	2140	2251	2363	2474	2696	168
80.0#	1807	1913	1940	1974	1996	2040	2085	2140	2251	2363	2474	2696	168
80.0#	1807	1913	1940	1974	1996	2040	2085	2140	2251	2363	2474	2696	168
80.0#	1807	1913	1940	1974	1996	2040	2085	2140	2251	2363	2474	2696	168
80.0#	1807	1913	1940	1974	1996	2040	2085	2140	2251	2363	2474	2696	168
80.0#	1807	1913	1940	1974	1996	2040	2085	2140	2251	2363	2474	2696	168
80.0#	1807	1913	1940	1974	1996	2040	2085	2140	2251	2363	2474	2696	168

KENSINGTON MAPLE UPCHARGE

Kensington Maple requires extended leadtimes.

Model

All variations of Bariatric Models:

SOMB \$40
 SPMB \$40

All variations of Loveseat Models:

SOM33 \$40
 SPM33 \$40

All variations of Spanner Models:

SOM3S \$80
 SPM3S \$80

California TB133 Fire Safety Code

The above seating products can be manufactured as a Special Cost Request using the appropriate flame-retardant materials and fabric selections for compliance to California Technical Bulletin 133. Please contact KI customer service for fabric compliance. Not available with moisture barrier.

Model

All variations of Bariatric Models:

SOMB \$193
 SPMB \$223

All variations of Loveseat Models:

SOM33 \$212
 SPM33 \$241

All variations of Spanner Models:

SOM3S \$265
 SPM3S \$301

SPECIAL SERVICES

Special Carton Marking

With specially marked information N/C



Shipping

Shipped **assembled freight prepaid f.o.b. High Point, North Carolina 27263** factory. Freight class #175.

Specifications and prices are subject to change without prior notice.

Soltice[®] Metal

Multiple Seating

	Features	COM	MODEL NUMBER							
			Basic Model	Non-Contrast or Fabric Contrast 1	Fabric Contrast 2	Base Finish	Arm Cap	Wood Finish	Glide Color	Moist. Barrier
 SMML Loveseat (Open Arm) Non-Contrast	No Connector	2.5 yd	SOM33/NC	<input type="checkbox"/> <input type="checkbox"/> <input type="checkbox"/> <input type="checkbox"/>		<input type="checkbox"/> <input type="checkbox"/>	<input type="checkbox"/> <input type="checkbox"/>	<input type="checkbox"/> <input type="checkbox"/>	<input type="checkbox"/> <input type="checkbox"/>	<input type="checkbox"/> <input type="checkbox"/>
	Left Facing Chair Connector	2.5 yd	SOM33LC/NC	<input type="checkbox"/> <input type="checkbox"/> <input type="checkbox"/> <input type="checkbox"/>		<input type="checkbox"/> <input type="checkbox"/>	<input type="checkbox"/> <input type="checkbox"/>	<input type="checkbox"/> <input type="checkbox"/>	<input type="checkbox"/> <input type="checkbox"/>	<input type="checkbox"/> <input type="checkbox"/>
	Right Facing Chair Connector	2.5 yd	SOM33RC/NC	<input type="checkbox"/> <input type="checkbox"/> <input type="checkbox"/> <input type="checkbox"/>		<input type="checkbox"/> <input type="checkbox"/>	<input type="checkbox"/> <input type="checkbox"/>	<input type="checkbox"/> <input type="checkbox"/>	<input type="checkbox"/> <input type="checkbox"/>	<input type="checkbox"/> <input type="checkbox"/>
	Left Facing Table Connector	2.5 yd	SOM33LT/NC	<input type="checkbox"/> <input type="checkbox"/> <input type="checkbox"/> <input type="checkbox"/>		<input type="checkbox"/> <input type="checkbox"/>	<input type="checkbox"/> <input type="checkbox"/>	<input type="checkbox"/> <input type="checkbox"/>	<input type="checkbox"/> <input type="checkbox"/>	<input type="checkbox"/> <input type="checkbox"/>
	Right Facing Table Connector	2.5 yd	SOM33RT/NC	<input type="checkbox"/> <input type="checkbox"/> <input type="checkbox"/> <input type="checkbox"/>		<input type="checkbox"/> <input type="checkbox"/>	<input type="checkbox"/> <input type="checkbox"/>	<input type="checkbox"/> <input type="checkbox"/>	<input type="checkbox"/> <input type="checkbox"/>	<input type="checkbox"/> <input type="checkbox"/>
	Left and Right Facing Chair Connector	2.5 yd	SOM33LCRC/NC	<input type="checkbox"/> <input type="checkbox"/> <input type="checkbox"/> <input type="checkbox"/>		<input type="checkbox"/> <input type="checkbox"/>	<input type="checkbox"/> <input type="checkbox"/>	<input type="checkbox"/> <input type="checkbox"/>	<input type="checkbox"/> <input type="checkbox"/>	<input type="checkbox"/> <input type="checkbox"/>
	Left and Right Facing Table Connector	2.5 yd	SOM33LTRT/NC	<input type="checkbox"/> <input type="checkbox"/> <input type="checkbox"/> <input type="checkbox"/>		<input type="checkbox"/> <input type="checkbox"/>	<input type="checkbox"/> <input type="checkbox"/>	<input type="checkbox"/> <input type="checkbox"/>	<input type="checkbox"/> <input type="checkbox"/>	<input type="checkbox"/> <input type="checkbox"/>
	Left Face Chair/Right Face Table Connector	2.5 yd	SOM33LCRT/NC	<input type="checkbox"/> <input type="checkbox"/> <input type="checkbox"/> <input type="checkbox"/>		<input type="checkbox"/> <input type="checkbox"/>	<input type="checkbox"/> <input type="checkbox"/>	<input type="checkbox"/> <input type="checkbox"/>	<input type="checkbox"/> <input type="checkbox"/>	<input type="checkbox"/> <input type="checkbox"/>
	Left Face Table/ Right Face Chair Connector	2.5 yd	SOM33LTRC/NC	<input type="checkbox"/> <input type="checkbox"/> <input type="checkbox"/> <input type="checkbox"/>		<input type="checkbox"/> <input type="checkbox"/>	<input type="checkbox"/> <input type="checkbox"/>	<input type="checkbox"/> <input type="checkbox"/>	<input type="checkbox"/> <input type="checkbox"/>	<input type="checkbox"/> <input type="checkbox"/>
	 SMML Loveseat (Open Arm) Contrast	No Connector		SOM33/FC	<input type="checkbox"/> <input type="checkbox"/> <input type="checkbox"/> <input type="checkbox"/>	<input type="checkbox"/> <input type="checkbox"/> <input type="checkbox"/> <input type="checkbox"/>	<input type="checkbox"/> <input type="checkbox"/>	<input type="checkbox"/> <input type="checkbox"/>	<input type="checkbox"/> <input type="checkbox"/>	<input type="checkbox"/> <input type="checkbox"/>
Left Facing Chair Connector			SOM33LC/FC	<input type="checkbox"/> <input type="checkbox"/> <input type="checkbox"/> <input type="checkbox"/>	<input type="checkbox"/> <input type="checkbox"/> <input type="checkbox"/> <input type="checkbox"/>	<input type="checkbox"/> <input type="checkbox"/>	<input type="checkbox"/> <input type="checkbox"/>	<input type="checkbox"/> <input type="checkbox"/>	<input type="checkbox"/> <input type="checkbox"/>	<input type="checkbox"/> <input type="checkbox"/>
Right Facing Chair Connector			SOM33RC/FC	<input type="checkbox"/> <input type="checkbox"/> <input type="checkbox"/> <input type="checkbox"/>	<input type="checkbox"/> <input type="checkbox"/> <input type="checkbox"/> <input type="checkbox"/>	<input type="checkbox"/> <input type="checkbox"/>	<input type="checkbox"/> <input type="checkbox"/>	<input type="checkbox"/> <input type="checkbox"/>	<input type="checkbox"/> <input type="checkbox"/>	<input type="checkbox"/> <input type="checkbox"/>
Left Facing Table Connector			SOM33LT/FC	<input type="checkbox"/> <input type="checkbox"/> <input type="checkbox"/> <input type="checkbox"/>	<input type="checkbox"/> <input type="checkbox"/> <input type="checkbox"/> <input type="checkbox"/>	<input type="checkbox"/> <input type="checkbox"/>	<input type="checkbox"/> <input type="checkbox"/>	<input type="checkbox"/> <input type="checkbox"/>	<input type="checkbox"/> <input type="checkbox"/>	<input type="checkbox"/> <input type="checkbox"/>
Right Facing Table Connector			SOM33RT/FC	<input type="checkbox"/> <input type="checkbox"/> <input type="checkbox"/> <input type="checkbox"/>	<input type="checkbox"/> <input type="checkbox"/> <input type="checkbox"/> <input type="checkbox"/>	<input type="checkbox"/> <input type="checkbox"/>	<input type="checkbox"/> <input type="checkbox"/>	<input type="checkbox"/> <input type="checkbox"/>	<input type="checkbox"/> <input type="checkbox"/>	<input type="checkbox"/> <input type="checkbox"/>
Left and Right Facing Chair Connector			SOM33LCRC/FC	<input type="checkbox"/> <input type="checkbox"/> <input type="checkbox"/> <input type="checkbox"/>	<input type="checkbox"/> <input type="checkbox"/> <input type="checkbox"/> <input type="checkbox"/>	<input type="checkbox"/> <input type="checkbox"/>	<input type="checkbox"/> <input type="checkbox"/>	<input type="checkbox"/> <input type="checkbox"/>	<input type="checkbox"/> <input type="checkbox"/>	<input type="checkbox"/> <input type="checkbox"/>
Left and Right Facing Table Connector			SOM33LTRT/FC	<input type="checkbox"/> <input type="checkbox"/> <input type="checkbox"/> <input type="checkbox"/>	<input type="checkbox"/> <input type="checkbox"/> <input type="checkbox"/> <input type="checkbox"/>	<input type="checkbox"/> <input type="checkbox"/>	<input type="checkbox"/> <input type="checkbox"/>	<input type="checkbox"/> <input type="checkbox"/>	<input type="checkbox"/> <input type="checkbox"/>	<input type="checkbox"/> <input type="checkbox"/>
Left Face Chair/Right Face Table Connector			SOM33LCRT/FC	<input type="checkbox"/> <input type="checkbox"/> <input type="checkbox"/> <input type="checkbox"/>	<input type="checkbox"/> <input type="checkbox"/> <input type="checkbox"/> <input type="checkbox"/>	<input type="checkbox"/> <input type="checkbox"/>	<input type="checkbox"/> <input type="checkbox"/>	<input type="checkbox"/> <input type="checkbox"/>	<input type="checkbox"/> <input type="checkbox"/>	<input type="checkbox"/> <input type="checkbox"/>
Left Face Table/ Right Face Chair Connector			SOM33LTRC/FC	<input type="checkbox"/> <input type="checkbox"/> <input type="checkbox"/> <input type="checkbox"/>	<input type="checkbox"/> <input type="checkbox"/> <input type="checkbox"/> <input type="checkbox"/>	<input type="checkbox"/> <input type="checkbox"/>	<input type="checkbox"/> <input type="checkbox"/>	<input type="checkbox"/> <input type="checkbox"/>	<input type="checkbox"/> <input type="checkbox"/>	<input type="checkbox"/> <input type="checkbox"/>

SMML

Loveseat (Open Arm) Non-Contrast

SMML

Loveseat (Open Arm) Contrast

- 1 = Back (Fabric Contrast 1) C.O.M. = 1.5 yd
- 2 = Seat (Fabric Contrast 2) C.O.M. = 1 yd

A B C D E F G H

HOW TO ORDER

Indicate the following information on order form:

1. Quantity of each item.
2. Model number, including options. See "How To Build a Model Number".
3. Any special service required.

Note: • The indicates that a choice is required.

- The absence of the indicates that no choice is required.
- Alpha-numeric characters in place of indicate that no other alternatives are available.

HOW TO BUILD A MODEL NUMBER

A Select basic model.

B Select non-contrast or fabric contrast 1.
Refer to color addendum at ki.com or KI Fabrics & Finishes binder.

C Select fabric contrast 2.
Refer to color addendum at ki.com or KI Fabrics & Finishes binder.

D Select base finish color.
Refer to color addendum at ki.com or KI Fabrics & Finishes binder.

E Select armcaps.

WAC	- Wood armcaps (pair)
SAC	- Solid surface armcaps; add \$450
PACBL	- Black poly; add \$60
PACSA	- Sand poly; add \$60
PACWG	- Warm Grey poly; add \$60

Upcharge for four armcaps.
Solid surface armcap color is always

Corian™ white.

F Select wood finish color.
Refer to color addendum at ki.com or KI Fabrics & Finishes binder.
Wood finish selection is for wood armcaps.
For Kensington Maple add upcharge.

G Select nylon glide color.

NGFN	- Flannel (Dark Grey)
NGNT	- Natural (Cream)

H Select moisture barrier.

MB	- Moisture barrier
NMB	- No moisture barrier

See pricing column for moisture barrier upcharge.



Approx. Packaged Weight	Grade C.O.M.	Grade C	Grade D	Grade E & C.O.L.	Grade F	Grade G	Grade H	Grade I	Grade J	Grade K	Grade L Leather	Grade M Leather	Moisture Barrier add to list price
95.0#	\$ 1690	\$ 1778	\$ 1801	\$ 1829	\$ 1848	\$ 1885	\$ 1922	\$ 1968	\$ 2061	\$ 2153	\$ 2246	\$ 2431	\$ 166
95.0#	1690	1778	1801	1829	1848	1885	1922	1968	2061	2153	2246	2431	166
95.0#	1690	1778	1801	1829	1848	1885	1922	1968	2061	2153	2246	2431	166
95.0#	1690	1778	1801	1829	1848	1885	1922	1968	2061	2153	2246	2431	166
95.0#	1690	1778	1801	1829	1848	1885	1922	1968	2061	2153	2246	2431	166
95.0#	1690	1778	1801	1829	1848	1885	1922	1968	2061	2153	2246	2431	166
95.0#	1690	1778	1801	1829	1848	1885	1922	1968	2061	2153	2246	2431	166
95.0#	1690	1778	1801	1829	1848	1885	1922	1968	2061	2153	2246	2431	166
95.0#	1690	1778	1801	1829	1848	1885	1922	1968	2061	2153	2246	2431	166
95.0#	\$ 1745	\$ 1833	\$ 1856	\$ 1884	\$ 1903	\$ 1940	\$ 1977	\$ 2023	\$ 2116	\$ 2208	\$ 2301	\$ 2486	\$ 166
95.0#	1745	1833	1856	1884	1903	1940	1977	2023	2116	2208	2301	2486	166
95.0#	1745	1833	1856	1884	1903	1940	1977	2023	2116	2208	2301	2486	166
95.0#	1745	1833	1856	1884	1903	1940	1977	2023	2116	2208	2301	2486	166
95.0#	1745	1833	1856	1884	1903	1940	1977	2023	2116	2208	2301	2486	166
95.0#	1745	1833	1856	1884	1903	1940	1977	2023	2116	2208	2301	2486	166
95.0#	1745	1833	1856	1884	1903	1940	1977	2023	2116	2208	2301	2486	166
95.0#	1745	1833	1856	1884	1903	1940	1977	2023	2116	2208	2301	2486	166
95.0#	1745	1833	1856	1884	1903	1940	1977	2023	2116	2208	2301	2486	166
95.0#	1745	1833	1856	1884	1903	1940	1977	2023	2116	2208	2301	2486	166

KENSINGTON MAPLE UPCHARGE

Kensington Maple requires extended leadtimes.

Model

All variations of Bariatric Models:

SOMB \$40
SPMB \$40

All variations of Loveseat Models:

SOM33 \$40
SPM33 \$40

All variations of Spanner Models:

SOM3S \$80
SPM3S \$80

California TB133 Fire Safety Code

The above seating products can be manufactured as a Special Cost Request using the appropriate flame-retardant materials and fabric selections for compliance to California Technical Bulletin 133. Please contact KI customer service for fabric compliance. Not available with moisture barrier.

Model

All variations of Bariatric Models:

SOMB \$193
SPMB \$223

All variations of Loveseat Models:

SOM33 \$212
SPM33 \$241

All variations of Spanner Models:

SOM3S \$265
SPM3S \$301

SPECIAL SERVICES

Special Carton Marking

With specially marked information N/C


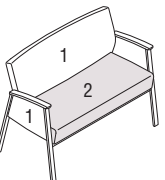
Shipping

Shipped **assembled freight prepaid f.o.b. High Point, North Carolina 27263** factory. Freight class #175.

Specifications and prices are subject to change without prior notice.

Soltice[®] Metal

Multiple Seating

			MODEL NUMBER							
Features	COM	Basic Model	Non-Contrast or Fabric Contrast 1	Fabric Contrast 2	Base Finish	Arm Cap	Wood Finish	Glide Color	Moist. Barrier	
 <p>SMML Loveseat (Closed Arm) Non-Contrast</p>	No Connector	3.25 yd	SPM33/NC	□□□□		□□	□□	□□	□□	□□
	Left Facing Chair Connector	3.25 yd	SPM33LC/NC	□□□□		□□	□□	□□	□□	□□
	Right Facing Chair Connector	3.25 yd	SPM33RC/NC	□□□□		□□	□□	□□	□□	□□
	Left Facing Table Connector	3.25 yd	SPM33LT/NC	□□□□		□□	□□	□□	□□	□□
	Right Facing Table Connector	3.25 yd	SPM33RT/NC	□□□□		□□	□□	□□	□□	□□
	Left and Right Facing Chair Connector	3.25 yd	SPM33LCRC/NC	□□□□		□□	□□	□□	□□	□□
	Left and Right Facing Table Connector	3.25 yd	SPM33LTRT/NC	□□□□		□□	□□	□□	□□	□□
	Left Face Chair/Right Face Table Connector	3.25 yd	SPM33LCRT/NC	□□□□		□□	□□	□□	□□	□□
	Left Face Table/ Right Face Chair Connector	3.25 yd	SPM33LTRC/NC	□□□□		□□	□□	□□	□□	□□
	 <p>SMML Loveseat (Closed Arm) Contrast</p> <ul style="list-style-type: none"> • 1 = Back and arms (Fabric Contrast 1) C.O.M. = 2.5 yd • 2 = Seat (Fabric Contrast 2) C.O.M. = 1 yd 	No Connector		SPM33/FC	□□□□	□□□□	□□	□□	□□	□□
Left Facing Chair Connector			SPM33LC/FC	□□□□	□□□□	□□	□□	□□	□□	□□
Right Facing Chair Connector			SPM33RC/FC	□□□□	□□□□	□□	□□	□□	□□	□□
Left Facing Table Connector			SPM33LT/FC	□□□□	□□□□	□□	□□	□□	□□	□□
Right Facing Table Connector			SPM33RT/FC	□□□□	□□□□	□□	□□	□□	□□	□□
Left and Right Facing Chair Connector			SPM33LCRC/FC	□□□□	□□□□	□□	□□	□□	□□	□□
Left and Right Facing Table Connector			SPM33LTRT/FC	□□□□	□□□□	□□	□□	□□	□□	□□
Left Face Chair/Right Face Table Connector			SPM33LCRT/FC	□□□□	□□□□	□□	□□	□□	□□	□□
Left Face Table/ Right Face Chair Connector			SPM33LTRC/FC	□□□□	□□□□	□□	□□	□□	□□	□□

A **B** **C** **D** **E** **F** **G** **H**

HOW TO ORDER

Indicate the following information on order form:

1. Quantity of each item.
2. Model number, including options. See "How To Build a Model Number".
3. Any special service required.

Note: • The □ indicates that a choice is required.

- The absence of the □ indicates that no choice is required.
- Alpha-numeric characters in place of □ indicate that no other alternatives are available.

HOW TO BUILD A MODEL NUMBER

- A** Select basic model.
- B** Select non-contrast or fabric contrast 1. Refer to color addendum at ki.com or KI Fabrics & Finishes binder.
- C** Select fabric contrast 2. Refer to color addendum at ki.com or KI Fabrics & Finishes binder.
- D** Select base finish color. Refer to color addendum at ki.com or KI Fabrics & Finishes binder.
- E** Select armcaps.

WAC	- Wood armcaps (pair)
SAC	- Solid surface armcaps; add \$450
PACBL	- Black poly; add \$60
PACSA	- Sand poly; add \$60
PACWG	- Warm Grey poly; add \$60

 Upcharge for four armcaps. Solid surface armcap color is always Corian™ white.
- F** Select wood finish color. Refer to color addendum at ki.com or KI Fabrics & Finishes binder. Wood finish selection is for wood armcaps. For Kensington Maple add upcharge.
- G** Select nylon glide color.

NGFN	- Flannel (Dark Grey)
NGNT	- Natural (Cream)
- H** Select moisture barrier.

MB	- Moisture barrier
NMB	- No moisture barrier

 See pricing column for moisture barrier upcharge.



Approx. Packaged Weight	Grade C.O.M.	Grade C	Grade D	Grade E & C.O.L.	Grade F	Grade G	Grade H	Grade I	Grade J	Grade K	Grade L Leather	Grade M Leather	Moisture Barrier add to list price
105.0#	\$ 1905	\$ 2019	\$ 2049	\$ 2085	\$ 2109	\$ 2157	\$ 2205	\$ 2266	\$ 2386	\$ 2506	\$ 2627	\$ 2868	\$ 179
105.0#	1905	2019	2049	2085	2109	2157	2205	2266	2386	2506	2627	2868	179
105.0#	1905	2019	2049	2085	2109	2157	2205	2266	2386	2506	2627	2868	179
105.0#	1905	2019	2049	2085	2109	2157	2205	2266	2386	2506	2627	2868	179
105.0#	1905	2019	2049	2085	2109	2157	2205	2266	2386	2506	2627	2868	179
105.0#	1905	2019	2049	2085	2109	2157	2205	2266	2386	2506	2627	2868	179
105.0#	1905	2019	2049	2085	2109	2157	2205	2266	2386	2506	2627	2868	179
105.0#	1905	2019	2049	2085	2109	2157	2205	2266	2386	2506	2627	2868	179
105.0#	\$ 1960	\$ 2074	\$ 2104	\$ 2140	\$ 2164	\$ 2212	\$ 2260	\$ 2321	\$ 2441	\$ 2561	\$ 2682	\$ 2923	\$ 179
105.0#	1960	2074	2104	2140	2164	2212	2260	2321	2441	2561	2682	2923	179
105.0#	1960	2074	2104	2140	2164	2212	2260	2321	2441	2561	2682	2923	179
105.0#	1960	2074	2104	2140	2164	2212	2260	2321	2441	2561	2682	2923	179
105.0#	1960	2074	2104	2140	2164	2212	2260	2321	2441	2561	2682	2923	179
105.0#	1960	2074	2104	2140	2164	2212	2260	2321	2441	2561	2682	2923	179
105.0#	1960	2074	2104	2140	2164	2212	2260	2321	2441	2561	2682	2923	179
105.0#	1960	2074	2104	2140	2164	2212	2260	2321	2441	2561	2682	2923	179
105.0#	1960	2074	2104	2140	2164	2212	2260	2321	2441	2561	2682	2923	179
105.0#	1960	2074	2104	2140	2164	2212	2260	2321	2441	2561	2682	2923	179

KENSINGTON MAPLE UPCHARGE

Kensington Maple requires extended leadtimes.

Model

All variations of Bariatric Models:

- SOMB \$40
- SPMB \$40

All variations of Loveseat Models:

- SOM33 \$40
- SPM33 \$40

All variations of Spanner Models:

- SOM3S \$80
- SPM3S \$80

California TB133 Fire Safety Code

The above seating products can be manufactured as a Special Cost Request using the appropriate flame-retardant materials and fabric selections for compliance to California Technical Bulletin 133. Please contact KI customer service for fabric compliance. Not available with moisture barrier.

Model

All variations of Bariatric Models:

- SOMB \$193
- SPMB \$223

All variations of Loveseat Models:

- SOM33 \$212
- SPM33 \$241

All variations of Spanner Models:

- SOM3S \$265
- SPM3S \$301

SPECIAL SERVICES

Special Carton Marking

With specially marked information N/C

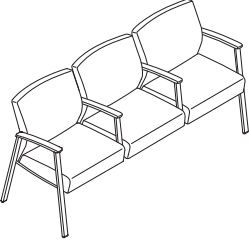
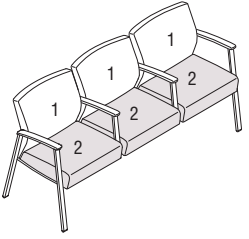
Shipping

Shipped **assembled freight prepaid f.o.b. High Point, North Carolina 27263** factory. Freight class #175.

Specifications and prices are subject to change without prior notice.

Soltice[®] Metal

Multiple Seating - Three Seat Spanner

			MODEL NUMBER							
Features	COM	Basic Model	Non-Contrast or Fabric Contrast 1	Fabric Contrast 2	Base Finish	Arm Cap	Wood Finish	Glide Color	Moist. Barrier	
 <p>SMMS Three Seat Spanner (Open Arm) Non-Contrast</p>	No Connector	4.5 yd	SOM3S/NC	<input type="checkbox"/> <input type="checkbox"/> <input type="checkbox"/> <input type="checkbox"/>		<input type="checkbox"/> <input type="checkbox"/>	<input type="checkbox"/> <input type="checkbox"/>	<input type="checkbox"/> <input type="checkbox"/>	<input type="checkbox"/> <input type="checkbox"/>	
	Left Facing Table Connector	4.5 yd	SOM3SLT/NC	<input type="checkbox"/> <input type="checkbox"/> <input type="checkbox"/> <input type="checkbox"/>		<input type="checkbox"/> <input type="checkbox"/>	<input type="checkbox"/> <input type="checkbox"/>	<input type="checkbox"/> <input type="checkbox"/>	<input type="checkbox"/> <input type="checkbox"/>	
	Right Facing Table Connector	4.5 yd	SOM3SRT/NC	<input type="checkbox"/> <input type="checkbox"/> <input type="checkbox"/> <input type="checkbox"/>		<input type="checkbox"/> <input type="checkbox"/>	<input type="checkbox"/> <input type="checkbox"/>	<input type="checkbox"/> <input type="checkbox"/>	<input type="checkbox"/> <input type="checkbox"/>	
	Left and Right Facing Table Connector	4.5 yd	SOM3SLTRT/NC	<input type="checkbox"/> <input type="checkbox"/> <input type="checkbox"/> <input type="checkbox"/>		<input type="checkbox"/> <input type="checkbox"/>	<input type="checkbox"/> <input type="checkbox"/>	<input type="checkbox"/> <input type="checkbox"/>	<input type="checkbox"/> <input type="checkbox"/>	
 <p>SMMS Three Seat Spanner (Open Arm) Contrast</p> <ul style="list-style-type: none"> 1 = Back (Fabric Contrast 1) C.O.M. = 3 yd 2 = Seat (Fabric Contrast 2) C.O.M. = 3 yd 	No Connector		SOM3S/FC	<input type="checkbox"/> <input type="checkbox"/> <input type="checkbox"/> <input type="checkbox"/>	<input type="checkbox"/> <input type="checkbox"/> <input type="checkbox"/> <input type="checkbox"/>	<input type="checkbox"/> <input type="checkbox"/>	<input type="checkbox"/> <input type="checkbox"/>	<input type="checkbox"/> <input type="checkbox"/>	<input type="checkbox"/> <input type="checkbox"/>	
	Left Facing Table Connector		SOM3SLT/FC	<input type="checkbox"/> <input type="checkbox"/> <input type="checkbox"/> <input type="checkbox"/>	<input type="checkbox"/> <input type="checkbox"/> <input type="checkbox"/> <input type="checkbox"/>	<input type="checkbox"/> <input type="checkbox"/>	<input type="checkbox"/> <input type="checkbox"/>	<input type="checkbox"/> <input type="checkbox"/>	<input type="checkbox"/> <input type="checkbox"/>	
	Right Facing Table Connector		SOM3SRT/FC	<input type="checkbox"/> <input type="checkbox"/> <input type="checkbox"/> <input type="checkbox"/>	<input type="checkbox"/> <input type="checkbox"/> <input type="checkbox"/> <input type="checkbox"/>	<input type="checkbox"/> <input type="checkbox"/>	<input type="checkbox"/> <input type="checkbox"/>	<input type="checkbox"/> <input type="checkbox"/>	<input type="checkbox"/> <input type="checkbox"/>	
	Left and Right Facing Table Connector		SOM3SLTRT/FC	<input type="checkbox"/> <input type="checkbox"/> <input type="checkbox"/> <input type="checkbox"/>	<input type="checkbox"/> <input type="checkbox"/> <input type="checkbox"/> <input type="checkbox"/>	<input type="checkbox"/> <input type="checkbox"/>	<input type="checkbox"/> <input type="checkbox"/>	<input type="checkbox"/> <input type="checkbox"/>	<input type="checkbox"/> <input type="checkbox"/>	
			A	B	C	D	E	F	G	H

HOW TO ORDER

Indicate the following information on order form:

- Quantity of each item.
- Model number, including options. See "How To Build a Model Number".
- Any special service required.

Note: • The indicates that a choice is required.

- The absence of the indicates that no choice is required.
- Alpha-numeric characters in place of indicate that no other alternatives are available.

HOW TO BUILD A MODEL NUMBER

- A** Select basic model.
- B** Select non-contrast or fabric contrast 1. Refer to color addendum at ki.com or KI Fabrics & Finishes binder.
- C** Select fabric contrast 2. Refer to color addendum at ki.com or KI Fabrics & Finishes binder.
- D** Select base finish color. Refer to color addendum at ki.com or KI Fabrics & Finishes binder.
- E** Select armcaps.

WAC	- Wood armcaps (pair)
SAC	- Solid surface armcaps; add \$850
PACBL	- Black poly; add \$120
PACSA	- Sand poly; add \$120
PACWG	- Warm Grey poly; add \$120

 Upcharge for four armcaps.
Solid surface armcap color is always

Corian™ white.

- F** Select wood finish color. Refer to color addendum at ki.com or KI Fabrics & Finishes binder. Wood finish selection is for wood armcaps. For Kensington Maple add upcharge.
- G** Select nylon glide color.

NGFN	- Flannel (Dark Grey)
NGNT	- Natural (Cream)
- H** Select moisture barrier.

MB	- Moisture barrier
NMB	- No moisture barrier

 See pricing column for moisture barrier upcharge.



Approx. Packaged Weight	Grade C.O.M.	Grade C	Grade D	Grade E & C.O.L.	Grade F	Grade G	Grade H	Grade I	Grade J	Grade K	Grade L Leather	Grade M Leather	Moisture Barrier add to list price
140.0#	\$ 2478	\$ 2663	\$ 2712	\$ 2770	\$ 2809	\$ 2887	\$ 2964	\$ 3062	\$ 3256	\$ 3451	\$ 3645	\$ 4034	\$ 177
140.0#	2478	2663	2712	2770	2809	2887	2964	3062	3256	3451	3645	4034	177
140.0#	2478	2663	2712	2770	2809	2887	2964	3062	3256	3451	3645	4034	177
140.0#	2478	2663	2712	2770	2809	2887	2964	3062	3256	3451	3645	4034	177
140.0#	\$ 2578	\$ 2763	\$ 2812	\$ 2870	\$ 2909	\$ 2987	\$ 3064	\$ 3162	\$ 3356	\$ 3551	\$ 3745	\$ 4134	\$ 177
140.0#	2578	2763	2812	2870	2909	2987	3064	3162	3356	3551	3745	4134	177
140.0#	2578	2763	2812	2870	2909	2987	3064	3162	3356	3551	3745	4134	177
140.0#	2578	2763	2812	2870	2909	2987	3064	3162	3356	3551	3745	4134	177

KENSINGTON MAPLE UPCHARGE

Kensington Maple requires extended leadtimes.

Model

All variations of Bariatric Models:

- SOMB \$40
- SPMB \$40

All variations of Loveseat Models:

- SOM33 \$40
- SPM33 \$40

All variations of Spanner Models:

- SOM3S \$80
- SPM3S \$80

California TB133 Fire Safety Code

The above seating products can be manufactured as a Special Cost Request using the appropriate flame-retardant materials and fabric selections for compliance to California Technical Bulletin 133. Please contact KI customer service for fabric compliance. Not available with moisture barrier.

Model

All variations of Bariatric Models:

- SOMB \$193
- SPMB \$223

All variations of Loveseat Models:

- SOM33 \$212
- SPM33 \$241

All variations of Spanner Models:

- SOM3S \$265
- SPM3S \$301

INFORMATION

Note:

Add-on chairs cannot attach to the Three Seat Spanner.

SPECIAL SERVICES

Special Carton Marking

With specially marked information N/C

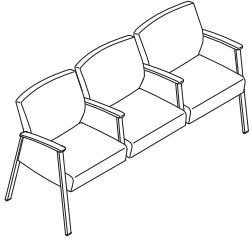
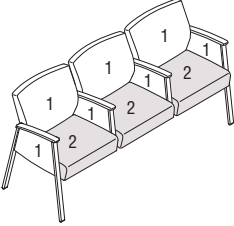
Shipping

Shipped **assembled freight prepaid f.o.b. High Point, North Carolina 27263** factory. Freight class #175.

Specifications and prices are subject to change without prior notice.

Soltice[®] Metal

Multiple Seating - Three Seat Spanner

	Features	COM	MODEL NUMBER									
			Basic Model	Non-Contrast or Fabric Contrast 1	Fabric Contrast 2	Base Finish	Arm Cap	Wood Finish	Glide Color	Moist. Barrier		
 <p>SMMS Three Seat Spanner (Closed Arm) Non-Contrast</p>	No Connector	5.75 yd	SPM3S/NC	<input type="checkbox"/> <input type="checkbox"/> <input type="checkbox"/> <input type="checkbox"/>			<input type="checkbox"/> <input type="checkbox"/>	<input type="checkbox"/> <input type="checkbox"/>	<input type="checkbox"/> <input type="checkbox"/>	<input type="checkbox"/> <input type="checkbox"/>		
	Left Facing Table Connector	5.75 yd	SPM3SLT/NC	<input type="checkbox"/> <input type="checkbox"/> <input type="checkbox"/> <input type="checkbox"/>			<input type="checkbox"/> <input type="checkbox"/>	<input type="checkbox"/> <input type="checkbox"/>	<input type="checkbox"/> <input type="checkbox"/>	<input type="checkbox"/> <input type="checkbox"/>	<input type="checkbox"/> <input type="checkbox"/>	
	Right Facing Table Connector	5.75 yd	SPM3SRT/NC	<input type="checkbox"/> <input type="checkbox"/> <input type="checkbox"/> <input type="checkbox"/>			<input type="checkbox"/> <input type="checkbox"/>	<input type="checkbox"/> <input type="checkbox"/>	<input type="checkbox"/> <input type="checkbox"/>	<input type="checkbox"/> <input type="checkbox"/>	<input type="checkbox"/> <input type="checkbox"/>	
	Left and Right Facing Table Connector	5.75 yd	SPM3SLTRT/NC	<input type="checkbox"/> <input type="checkbox"/> <input type="checkbox"/> <input type="checkbox"/>			<input type="checkbox"/> <input type="checkbox"/>	<input type="checkbox"/> <input type="checkbox"/>	<input type="checkbox"/> <input type="checkbox"/>	<input type="checkbox"/> <input type="checkbox"/>	<input type="checkbox"/> <input type="checkbox"/>	
 <p>SMMS Three Seat Spanner (Closed Arm) Contrast</p> <ul style="list-style-type: none"> • 1 = Back and arms (Fabric Contrast 1) C.O.M. = 4.75 yd • 2 = Seat (Fabric Contrast 2) C.O.M. = 3 yd 	No Connector		SPM3S/FC	<input type="checkbox"/> <input type="checkbox"/> <input type="checkbox"/> <input type="checkbox"/>	<input type="checkbox"/> <input type="checkbox"/> <input type="checkbox"/> <input type="checkbox"/>	<input type="checkbox"/> <input type="checkbox"/>	<input type="checkbox"/> <input type="checkbox"/>	<input type="checkbox"/> <input type="checkbox"/>	<input type="checkbox"/> <input type="checkbox"/>	<input type="checkbox"/> <input type="checkbox"/>		
	Left Facing Table Connector		SPM3SLT/FC	<input type="checkbox"/> <input type="checkbox"/> <input type="checkbox"/> <input type="checkbox"/>	<input type="checkbox"/> <input type="checkbox"/> <input type="checkbox"/> <input type="checkbox"/>	<input type="checkbox"/> <input type="checkbox"/>	<input type="checkbox"/> <input type="checkbox"/>	<input type="checkbox"/> <input type="checkbox"/>	<input type="checkbox"/> <input type="checkbox"/>	<input type="checkbox"/> <input type="checkbox"/>	<input type="checkbox"/> <input type="checkbox"/>	
	Right Facing Table Connector		SPM3SRT/FC	<input type="checkbox"/> <input type="checkbox"/> <input type="checkbox"/> <input type="checkbox"/>	<input type="checkbox"/> <input type="checkbox"/> <input type="checkbox"/> <input type="checkbox"/>	<input type="checkbox"/> <input type="checkbox"/>	<input type="checkbox"/> <input type="checkbox"/>	<input type="checkbox"/> <input type="checkbox"/>	<input type="checkbox"/> <input type="checkbox"/>	<input type="checkbox"/> <input type="checkbox"/>	<input type="checkbox"/> <input type="checkbox"/>	
	Left and Right Facing Table Connector		SPM3SLTRT/FC	<input type="checkbox"/> <input type="checkbox"/> <input type="checkbox"/> <input type="checkbox"/>	<input type="checkbox"/> <input type="checkbox"/> <input type="checkbox"/> <input type="checkbox"/>	<input type="checkbox"/> <input type="checkbox"/>	<input type="checkbox"/> <input type="checkbox"/>	<input type="checkbox"/> <input type="checkbox"/>	<input type="checkbox"/> <input type="checkbox"/>	<input type="checkbox"/> <input type="checkbox"/>	<input type="checkbox"/> <input type="checkbox"/>	
			A	B	C	D	E	F	G	H		

HOW TO ORDER

Indicate the following information on order form:

- Quantity of each item.
- Model number, including options. See "How To Build a Model Number".
- Any special service required.

Note: • The indicates that a choice is required.

- The absence of the indicates that no choice is required.
- Alpha-numeric characters in place of indicate that no other alternatives are available.

HOW TO BUILD A MODEL NUMBER

- A** Select basic model.
- B** Select non-contrast or fabric contrast 1. Refer to color addendum at ki.com or KI Fabrics & Finishes binder.
- C** Select fabric contrast 2. Refer to color addendum at ki.com or KI Fabrics & Finishes binder.
- D** Select base finish color. Refer to color addendum at ki.com or KI Fabrics & Finishes binder.
- E** Select armcaps.
- | | |
|--------------|------------------------------------|
| WAC | - Wood armcaps (pair) |
| SAC | - Solid surface armcaps; add \$850 |
| PACBL | - Black poly; add \$120 |
| PACSA | - Sand poly; add \$120 |
| PACWG | - Warm Grey poly; add \$120 |
- Upcharge for four armcaps.
Solid surface armcap color is always

Corian™ white.

- F** Select wood finish color. Refer to color addendum at ki.com or KI Fabrics & Finishes binder. Wood finish selection is for wood armcaps. For Kensington Maple add upcharge.
- G** Select nylon glide color.
- | | |
|-------------|-----------------------|
| NGFN | - Flannel (Dark Grey) |
| NGNT | - Natural (Cream) |
- H** Select moisture barrier.
- | | |
|------------|-----------------------|
| MB | - Moisture barrier |
| NMB | - No moisture barrier |
- See pricing column for moisture barrier upcharge.



Approx. Packaged Weight	Grade C.O.M.	Grade C	Grade D	Grade E & C.O.L.	Grade F	Grade G	Grade H	Grade I	Grade J	Grade K	Grade L Leather	Grade M Leather	Moisture Barrier add to list price
150.0#	\$ 2817	\$ 3037	\$ 3095	\$ 3165	\$ 3211	\$ 3304	\$ 3396	\$ 3512	\$ 3743	\$ 3975	\$ 4206	\$ 4669	\$ 192
150.0#	2817	3037	3095	3165	3211	3304	3396	3512	3743	3975	4206	4669	192
150.0#	2817	3037	3095	3165	3211	3304	3396	3512	3743	3975	4206	4669	192
150.0#	2817	3037	3095	3165	3211	3304	3396	3512	3743	3975	4206	4669	192

150.0#	\$ 2917	\$ 3137	\$ 3195	\$ 3265	\$ 3311	\$ 3404	\$ 3496	\$ 3612	\$ 3843	\$ 4075	\$ 4306	\$ 4769	\$ 192
150.0#	2917	3137	3195	3265	3311	3404	3496	3612	3843	4075	4306	4769	192
150.0#	2917	3137	3195	3265	3311	3404	3496	3612	3843	4075	4306	4769	192
150.0#	2917	3137	3195	3265	3311	3404	3496	3612	3843	4075	4306	4769	192

KENSINGTON MAPLE UPCHARGE

Kensington Maple requires extended leadtimes.

Model

All variations of Bariatric Models:

SOMB \$40
SPMB \$40

All variations of Loveseat Models:

SOM33 \$40
SPM33 \$40

All variations of Spanner Models:

SOM3S \$80
SPM3S \$80

California TB133 Fire Safety Code

The above seating products can be manufactured as a Special Cost Request using the appropriate flame-retardant materials and fabric selections for compliance to California Technical Bulletin 133. Please contact KI customer service for fabric compliance. Not available with moisture barrier.

Model

All variations of Bariatric Models:

SOMB \$193
SPMB \$223

All variations of Loveseat Models:

SOM33 \$212
SPM33 \$241

All variations of Spanner Models:

SOM3S \$265
SPM3S \$301

INFORMATION

Note:

Add-on chairs cannot attach to the Three Seat Spanner.

SPECIAL SERVICES

Special Carton Marking

With specially marked information N/C

Shipping

Shipped **assembled freight prepaid f.o.b. High Point, North Carolina 27263** factory. Freight class #175.

Specifications and prices are subject to change without prior notice.



Grade C.O.M.	Grade C	Grade D	Grade E & C.O.L.	Grade F	Grade G	Grade H	Grade I	Grade J	Grade K	Grade L Leather	Grade M Leather	Moisture Barrier add to list price
\$ 873	\$ 926	\$ 940	\$ 956	\$ 967	\$ 990	\$ 1012	\$ 1040	\$ 1095	\$ 1151	\$ 1206	\$ 1317	\$ 147
873	926	940	956	967	990	1012	1040	1095	1151	1206	1317	147
873	926	940	956	967	990	1012	1040	1095	1151	1206	1317	147
\$ 913	\$ 966	\$ 980	\$ 996	\$ 1007	\$ 1030	\$ 1052	\$ 1080	\$ 1135	\$ 1191	\$ 1246	\$ 1357	\$ 147
913	966	980	996	1007	1030	1052	1080	1135	1191	1246	1357	147
913	966	980	996	1007	1030	1052	1080	1135	1191	1246	1357	147

KENSINGTON MAPLE UPCHARGE

Kensington Maple requires extended leadtimes.
 Model
 All variations of One Seat Add-on Models:
 SOMACL \$20
 SOMACR \$20
 SPMACL \$20
 SPMACR \$20

California TB133 Fire Safety Code

The above seating products can be manufactured as a Special Cost Request using the appropriate flame-retardant materials and fabric selections for compliance to California Technical Bulletin 133. Please contact KI customer service for fabric compliance. Not available with moisture barrier.
 Model
 All variations of One Seat Add-on Models:
 SOMACL \$173
 SOMACR \$173
 SPMACL \$194
 SPMACR \$194

SPECIAL SERVICES

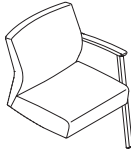

Special Carton Marking
 With specially marked information N/C

Shipping
 Shipped **assembled freight prepaid f.o.b. High Point, North Carolina 27263** factory. Freight class #175.

Specifications and prices are subject to change without prior notice.

Soltice[®] Metal

Multiple Seating Add-on

	Features	COM	MODEL NUMBER								Approx. Packaged Weight
			Basic Model	Non-Contrast or Fabric Contrast 1	Fabric Contrast 2	Base Finish	Arm Cap	Wood Finish	Glide Color	Moist. Barrier	
 <p>SMAMC One Seat Add-on Unit - Right Facing (Open Arm) Non-Contrast</p>	No Connector	1.5 yd	SOMACR/NC	□□□□		□□	□□	□□	□□	□□	45.0#
	Right Chair Connector	1.5 yd	SOMACRC/NC	□□□□		□□	□□	□□	□□	□□	45.0#
	Right Table Connector	1.5 yd	SOMACRT/NC	□□□□		□□	□□	□□	□□	□□	45.0#
 <p>SMAMC One Seat Add-on Unit - Right Facing (Open Arm) Contrast</p> <ul style="list-style-type: none"> • 1 = Back (Fabric Contrast 1) C.O.M. = 1.5 yd • 2 = Seat (Fabric Contrast 2) C.O.M. = 1 yd 	No Connector		SOMACR/FC	□□□□	□□□□	□□	□□	□□	□□	□□	45.0#
	Right Chair Connector		SOMACRC/FC	□□□□	□□□□	□□	□□	□□	□□	□□	45.0#
	Right Table Connector		SOMACRT/FC	□□□□	□□□□	□□	□□	□□	□□	□□	45.0#
			A	B	C	D	E	F	G	H	

HOW TO ORDER

Indicate the following information on order form:

1. Quantity of each item.
2. Model number, including options. See "How To Build a Model Number".
3. Any special service required.

Note: • The □ indicates that a choice is required.

- The absence of the □ indicates that no choice is required.
- Alpha-numeric characters in place of □ indicate that no other alternatives are available.

HOW TO BUILD A MODEL NUMBER

- A** Select basic model.
- B** Select non-contrast or fabric contrast 1. Refer to color addendum at ki.com or KI Fabrics & Finishes binder.
- C** Select fabric contrast 2. Refer to color addendum at ki.com or KI Fabrics & Finishes binder.
- D** Select base finish color. Refer to color addendum at ki.com or KI Fabrics & Finishes binder.
- E** Select armcaps.

WAC	- Wood armcaps (pair)
SAC	- Solid surface armcaps; add \$275
PACBL	- Black poly; add \$30
PACSA	- Sand poly; add \$30
PACWG	- Warm Grey poly; add \$30

 Upcharge for one armcap.
Solid surface armcap color is always

Corian™ white.

- F** Select wood finish color. Refer to color addendum at ki.com or KI Fabrics & Finishes binder. Wood finish selection is for wood armcaps. For Kensington Maple add upcharge.
- G** Select nylon glide color.

NGFN	- Flannel (Dark Grey)
NGNT	- Natural (Cream)
- H** Select moisture barrier.

MB	- Moisture barrier
NMB	- No moisture barrier

 See pricing column for moisture barrier upcharge.



Grade C.O.M.	Grade C	Grade D	Grade E & C.O.L.	Grade F	Grade G	Grade H	Grade I	Grade J	Grade K	Grade L Leather	Grade M Leather	Moisture Barrier add to list price
\$ 873	\$ 926	\$ 940	\$ 956	\$ 967	\$ 990	\$ 1012	\$ 1040	\$ 1095	\$ 1151	\$ 1206	\$ 1317	\$ 147
873	926	940	956	967	990	1012	1040	1095	1151	1206	1317	147
873	926	940	956	967	990	1012	1040	1095	1151	1206	1317	147

\$ 913	\$ 966	\$ 980	\$ 996	\$ 1007	\$ 1030	\$ 1052	\$ 1080	\$ 1135	\$ 1191	\$ 1246	\$ 1357	\$ 147
913	966	980	996	1007	1030	1052	1080	1135	1191	1246	1357	147
913	966	980	996	1007	1030	1052	1080	1135	1191	1246	1357	147

KENSINGTON MAPLE UPCHARGE

Kensington Maple requires extended leadtimes.
 Model
 All variations of One Seat Add-on Models:
 SOMACL \$20
 SOMACR \$20
 SPMACL \$20
 SPMACR \$20

California TB133 Fire Safety Code

The above seating products can be manufactured as a Special Cost Request using the appropriate flame-retardant materials and fabric selections for compliance to California Technical Bulletin 133. Please contact KI customer service for fabric compliance. Not available with moisture barrier.

Model
 All variations of One Seat Add-on Models:
 SOMACL \$173
 SOMACR \$173
 SPMACL \$194
 SPMACR \$194

SPECIAL SERVICES

Special Carton Marking

With specially marked information N/C


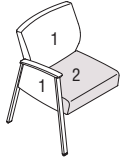
Shipping

Shipped **assembled freight prepaid f.o.b. High Point, North Carolina 27263** factory. Freight class #175.

Specifications and prices are subject to change without prior notice.

Soltice[®] Metal

Multiple Seating Add-on

	Features	COM	MODEL NUMBER								Approx. Packaged Weight	
			Basic Model	Non-Contrast or Fabric Contrast 1	Fabric Contrast 2	Base Finish	Arm Cap	Wood Finish	Glide Color	Moist. Barrier		
 <p>SMAMC One Seat Add-on Unit - Left Facing (Closed Arm) Non-Contrast</p>	No Connector	2.25 yd	SPMACL/NC	<input type="checkbox"/> <input type="checkbox"/> <input type="checkbox"/> <input type="checkbox"/>			<input type="checkbox"/> <input type="checkbox"/>	<input type="checkbox"/> <input type="checkbox"/>	<input type="checkbox"/> <input type="checkbox"/>	<input type="checkbox"/> <input type="checkbox"/>	<input type="checkbox"/> <input type="checkbox"/>	45.0#
	Left Chair Connector	2.25 yd	SPMACLC/NC	<input type="checkbox"/> <input type="checkbox"/> <input type="checkbox"/> <input type="checkbox"/>			<input type="checkbox"/> <input type="checkbox"/>	<input type="checkbox"/> <input type="checkbox"/>	<input type="checkbox"/> <input type="checkbox"/>	<input type="checkbox"/> <input type="checkbox"/>	<input type="checkbox"/> <input type="checkbox"/>	45.0#
	Left Table Connector	2.25 yd	SPMACLT/NC	<input type="checkbox"/> <input type="checkbox"/> <input type="checkbox"/> <input type="checkbox"/>			<input type="checkbox"/> <input type="checkbox"/>	<input type="checkbox"/> <input type="checkbox"/>	<input type="checkbox"/> <input type="checkbox"/>	<input type="checkbox"/> <input type="checkbox"/>	<input type="checkbox"/> <input type="checkbox"/>	45.0#
 <p>SMAMC One Seat Add-on Unit - Left Facing (Closed Arm) Contrast</p> <ul style="list-style-type: none"> 1 = Back and arms (Fabric Contrast 1) C.O.M. = 1.75 yd 2 = Seat (Fabric Contrast 2) C.O.M. = 1 yd 	No Connector		SPMACL/FC	<input type="checkbox"/> <input type="checkbox"/> <input type="checkbox"/> <input type="checkbox"/>	<input type="checkbox"/> <input type="checkbox"/> <input type="checkbox"/> <input type="checkbox"/>	<input type="checkbox"/> <input type="checkbox"/>	<input type="checkbox"/> <input type="checkbox"/>	<input type="checkbox"/> <input type="checkbox"/>	<input type="checkbox"/> <input type="checkbox"/>	<input type="checkbox"/> <input type="checkbox"/>	<input type="checkbox"/> <input type="checkbox"/>	45.0#
	Left Chair Connector		SPMACLC/FC	<input type="checkbox"/> <input type="checkbox"/> <input type="checkbox"/> <input type="checkbox"/>	<input type="checkbox"/> <input type="checkbox"/> <input type="checkbox"/> <input type="checkbox"/>	<input type="checkbox"/> <input type="checkbox"/>	<input type="checkbox"/> <input type="checkbox"/>	<input type="checkbox"/> <input type="checkbox"/>	<input type="checkbox"/> <input type="checkbox"/>	<input type="checkbox"/> <input type="checkbox"/>	<input type="checkbox"/> <input type="checkbox"/>	45.0#
	Left Table Connector		SPMACLT/FC	<input type="checkbox"/> <input type="checkbox"/> <input type="checkbox"/> <input type="checkbox"/>	<input type="checkbox"/> <input type="checkbox"/> <input type="checkbox"/> <input type="checkbox"/>	<input type="checkbox"/> <input type="checkbox"/>	<input type="checkbox"/> <input type="checkbox"/>	<input type="checkbox"/> <input type="checkbox"/>	<input type="checkbox"/> <input type="checkbox"/>	<input type="checkbox"/> <input type="checkbox"/>	<input type="checkbox"/> <input type="checkbox"/>	45.0#
				A	B	C	D	E	F	G	H	

HOW TO ORDER

Indicate the following information on order form:

- Quantity of each item.
- Model number, including options. See "How To Build a Model Number".
- Any special service required.

Note: • The indicates that a choice is required.

- The absence of the indicates that no choice is required.
- Alpha-numeric characters in place of indicate that no other alternatives are available.

HOW TO BUILD A MODEL NUMBER

- A** Select basic model.
- B** Select non-contrast or fabric contrast 1. Refer to color addendum at ki.com or KI Fabrics & Finishes binder.
- C** Select fabric contrast 2. Refer to color addendum at ki.com or KI Fabrics & Finishes binder.
- D** Select base finish color. Refer to color addendum at ki.com or KI Fabrics & Finishes binder.
- E** Select armcaps.

WAC	- Wood armcaps (pair)
SAC	- Solid surface armcaps; add \$275
PACBL	- Black poly; add \$30
PACSA	- Sand poly; add \$30
PACWG	- Warm Grey poly; add \$30

 Upcharge for one armcap.
Solid surface armcap color is always

Corian™ white.

- F** Select wood finish color. Refer to color addendum at ki.com or KI Fabrics & Finishes binder. Wood finish selection is for wood armcaps. For Kensington Maple add upcharge.
- G** Select nylon glide color.

NGFN	- Flannel (Dark Grey)
NGNT	- Natural (Cream)
- H** Select moisture barrier.

MB	- Moisture barrier
NMB	- No moisture barrier

 See pricing column for moisture barrier upcharge.



Grade C.O.M.	Grade C	Grade D	Grade E & C.O.L.	Grade F	Grade G	Grade H	Grade I	Grade J	Grade K	Grade L Leather	Grade M Leather	Moisture Barrier add to list price
\$ 991	\$ 1071	\$ 1091	\$ 1116	\$ 1133	\$ 1166	\$ 1200	\$ 1241	\$ 1325	\$ 1408	\$ 1491	\$ 1658	\$ 154
991	1071	1091	1116	1133	1166	1200	1241	1325	1408	1491	1658	154
991	1071	1091	1116	1133	1166	1200	1241	1325	1408	1491	1658	154

\$ 1031	\$ 1111	\$ 1131	\$ 1156	\$ 1173	\$ 1206	\$ 1240	\$ 1281	\$ 1365	\$ 1448	\$ 1531	\$ 1698	\$ 154
1031	1111	1131	1156	1173	1206	1240	1281	1365	1448	1531	1698	154
1031	1111	1131	1156	1173	1206	1240	1281	1365	1448	1531	1698	154

KENSINGTON MAPLE UPCHARGE

Kensington Maple requires extended leadtimes.

Model

All variations of One Seat Add-on Models:

SOMACL	\$20
SOMACR	\$20
SPMACL	\$20
SPMACR	\$20

California TB133 Fire Safety Code

The above seating products can be manufactured as a Special Cost Request using the appropriate flame-retardant materials and fabric selections for compliance to California Technical Bulletin 133. Please contact KI customer service for fabric compliance. Not available with moisture barrier.

Model

All variations of One Seat Add-on Models:

SOMACL	\$173
SOMACR	\$173
SPMACL	\$194
SPMACR	\$194

SPECIAL SERVICES

Special Carton Marking

With specially marked information N/C



Shipping

Shipped **assembled freight prepaid f.o.b. High Point, North Carolina 27263** factory. Freight class #175.

Specifications and prices are subject to change without prior notice.

Soltice[®] Metal

Multiple Seating Add-on

			MODEL NUMBER								Approx. Packaged Weight
Features	COM	Basic Model	Non-Contrast or Fabric Contrast 1	Fabric Contrast 2	Base Finish	Arm Cap	Wood Finish	Glide Color	Moist. Barrier		
	No Connector	2.25 yd	SPMACR/NC	□□□□		□□	□□	□□	□□	□□	45.0#
	Right Chair Connector	2.25 yd	SPMACRC/NC	□□□□		□□	□□	□□	□□	□□	45.0#
	Right Table Connector	2.25 yd	SPMACRT/NC	□□□□		□□	□□	□□	□□	□□	45.0#
SMAMC One Seat Add-on Unit - Right Facing (Closed Arm) Non-Contrast											
	No Connector		SPMACR/FC	□□□□	□□□□	□□	□□	□□	□□	□□	45.0#
	Right Chair Connector		SPMACRC/FC	□□□□	□□□□	□□	□□	□□	□□	□□	45.0#
	Right Table Connector		SPMACRT/FC	□□□□	□□□□	□□	□□	□□	□□	□□	45.0#
SMAMC One Seat Add-on Unit - Right Facing (Closed Arm) Contrast											
<ul style="list-style-type: none"> • 1 = Back and arms (Fabric Contrast 1) C.O.M. = 1.75 yd • 2 = Seat (Fabric Contrast 2) C.O.M. = 1 yd 											
			A	B	C	D	E	F	G	H	

HOW TO ORDER

Indicate the following information on order form:

1. Quantity of each item.
2. Model number, including options. See "How To Build a Model Number".
3. Any special service required.

Note: • The □ indicates that a choice is required.

- The absence of the □ indicates that no choice is required.
- Alpha-numeric characters in place of □ indicate that no other alternatives are available.

HOW TO BUILD A MODEL NUMBER

- A** Select basic model.
- B** Select non-contrast or fabric contrast 1. Refer to color addendum at ki.com or KI Fabrics & Finishes binder.
- C** Select fabric contrast 2. Refer to color addendum at ki.com or KI Fabrics & Finishes binder.
- D** Select base finish color. Refer to color addendum at ki.com or KI Fabrics & Finishes binder.
- E** Select armcaps.

WAC	- Wood armcaps (pair)
SAC	- Solid surface armcaps; add \$275
PACBL	- Black poly; add \$30
PACSA	- Sand poly; add \$30
PACWG	- Warm Grey poly; add \$30

 Upcharge for one armcap.
 Solid surface armcap color is always Corian™ white.
- F** Select wood finish color. Refer to color addendum at ki.com or KI Fabrics & Finishes binder. Wood finish selection is for wood armcaps. For Kensington Maple add upcharge.
- G** Select nylon glide color.

NGFN	- Flannel (Dark Grey)
NGNT	- Natural (Cream)
- H** Select moisture barrier.

MB	- Moisture barrier
NMB	- No moisture barrier

 See pricing column for moisture barrier upcharge.



Grade C.O.M.	Grade C	Grade D	Grade E & C.O.L.	Grade F	Grade G	Grade H	Grade I	Grade J	Grade K	Grade L Leather	Grade M Leather	Moisture Barrier add to list price
\$ 991	\$ 1071	\$ 1091	\$ 1116	\$ 1133	\$ 1166	\$ 1200	\$ 1241	\$ 1325	\$ 1408	\$ 1491	\$ 1658	\$ 154
991	1071	1091	1116	1133	1166	1200	1241	1325	1408	1491	1658	154
991	1071	1091	1116	1133	1166	1200	1241	1325	1408	1491	1658	154
\$ 1031	\$ 1111	\$ 1131	\$ 1156	\$ 1173	\$ 1206	\$ 1240	\$ 1281	\$ 1365	\$ 1448	\$ 1531	\$ 1698	\$ 154
1031	1111	1131	1156	1173	1206	1240	1281	1365	1448	1531	1698	154
1031	1111	1131	1156	1173	1206	1240	1281	1365	1448	1531	1698	154

KENSINGTON MAPLE UPCHARGE

Kensington Maple requires extended leadtimes.
 Model
 All variations of One Seat Add-on Models:
 SOMACL \$20
 SOMACR \$20
 SPMACL \$20
 SPMACR \$20

California TB133 Fire Safety Code

The above seating products can be manufactured as a Special Cost Request using the appropriate flame-retardant materials and fabric selections for compliance to California Technical Bulletin 133. Please contact KI customer service for fabric compliance. Not available with moisture barrier.
 Model
 All variations of One Seat Add-on Models:
 SOMACL \$173
 SOMACR \$173
 SPMACL \$194
 SPMACR \$194

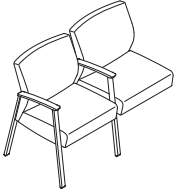

SPECIAL SERVICES

Special Carton Marking
 With specially marked information N/C
Shipping
 Shipped **assembled freight prepaid f.o.b. High Point, North Carolina 27263** factory. Freight class #175.

Specifications and prices are subject to change without prior notice.

Soltice® Metal

Multiple Seating Add-on

			MODEL NUMBER								Approx. Packaged Weight
Features	COM	Basic Model	Non-Contrast or Fabric Contrast 1	Fabric Contrast 2	Base Finish	Arm Cap	Wood Finish	Glide Color	Moist. Barrier		
 <p>SMAMC Two Seat Add-on Unit - Left Facing (Open Arm) Non-Contrast</p>	No Connector	3 yd	SOMACCL/NC	<input type="checkbox"/> <input type="checkbox"/> <input type="checkbox"/> <input type="checkbox"/>		<input type="checkbox"/> <input type="checkbox"/>	<input type="checkbox"/> <input type="checkbox"/>	<input type="checkbox"/> <input type="checkbox"/>	<input type="checkbox"/> <input type="checkbox"/>	90.0#	
	Left Chair Connector	3 yd	SOMACCLC/NC	<input type="checkbox"/> <input type="checkbox"/> <input type="checkbox"/> <input type="checkbox"/>		<input type="checkbox"/> <input type="checkbox"/>	<input type="checkbox"/> <input type="checkbox"/>	<input type="checkbox"/> <input type="checkbox"/>	<input type="checkbox"/> <input type="checkbox"/>	90.0#	
	Left Table Connector	3 yd	SOMACCLT/NC	<input type="checkbox"/> <input type="checkbox"/> <input type="checkbox"/> <input type="checkbox"/>		<input type="checkbox"/> <input type="checkbox"/>	<input type="checkbox"/> <input type="checkbox"/>	<input type="checkbox"/> <input type="checkbox"/>	<input type="checkbox"/> <input type="checkbox"/>	90.0#	
 <p>SMAMC Two Seat Add-on Unit - Left Facing (Open Arm) Contrast</p> <ul style="list-style-type: none"> • 1 = Back (Fabric Contrast 1) C.O.M. = 2 yd • 2 = Seat (Fabric Contrast 2) C.O.M. = 2 yd 	No Connector		SOMACCL/FC	<input type="checkbox"/> <input type="checkbox"/> <input type="checkbox"/> <input type="checkbox"/>	<input type="checkbox"/> <input type="checkbox"/> <input type="checkbox"/> <input type="checkbox"/>	<input type="checkbox"/> <input type="checkbox"/>	<input type="checkbox"/> <input type="checkbox"/>	<input type="checkbox"/> <input type="checkbox"/>	<input type="checkbox"/> <input type="checkbox"/>	90.0#	
	Left Chair Connector		SOMACCLC/FC	<input type="checkbox"/> <input type="checkbox"/> <input type="checkbox"/> <input type="checkbox"/>	<input type="checkbox"/> <input type="checkbox"/> <input type="checkbox"/> <input type="checkbox"/>	<input type="checkbox"/> <input type="checkbox"/>	<input type="checkbox"/> <input type="checkbox"/>	<input type="checkbox"/> <input type="checkbox"/>	<input type="checkbox"/> <input type="checkbox"/>	90.0#	
	Left Table Connector		SOMACCLT/FC	<input type="checkbox"/> <input type="checkbox"/> <input type="checkbox"/> <input type="checkbox"/>	<input type="checkbox"/> <input type="checkbox"/> <input type="checkbox"/> <input type="checkbox"/>	<input type="checkbox"/> <input type="checkbox"/>	<input type="checkbox"/> <input type="checkbox"/>	<input type="checkbox"/> <input type="checkbox"/>	<input type="checkbox"/> <input type="checkbox"/>	90.0#	
			A	B	C	D	E	F	G	H	

HOW TO ORDER

Indicate the following information on order form:

- Quantity of each item.
- Model number, including options. See "How To Build a Model Number".
- Any special service required.

Note: • The indicates that a choice is required.

- The absence of the indicates that no choice is required.
- Alpha-numeric characters in place of indicate that no other alternatives are available.

HOW TO BUILD A MODEL NUMBER

- A** Select basic model.
- B** Select non-contrast or fabric contrast 1. Refer to color addendum at ki.com or KI Fabrics & Finishes binder.
- C** Select fabric contrast 2. Refer to color addendum at ki.com or KI Fabrics & Finishes binder.
- D** Select base finish color. Refer to color addendum at ki.com or KI Fabrics & Finishes binder.
- E** Select armcaps.

WAC	- Wood armcaps (pair)
SAC	- Solid surface armcaps; add \$450
PACBL	- Black poly; add \$60
PACSA	- Sand poly; add \$60
PACWG	- Warm Grey poly; add \$60

 Upcharge for two armcaps.
Solid surface armcap color is always

Corian™ white.

- F** Select wood finish color. Refer to color addendum at ki.com or KI Fabrics & Finishes binder. Wood finish selection is for wood armcaps. For Kensington Maple add upcharge.
- G** Select nylon glide color.

NGFN	- Flannel (Dark Grey)
NGNT	- Natural (Cream)
- H** Select moisture barrier.

MB	- Moisture barrier
NMB	- No moisture barrier

 See pricing column for moisture barrier upcharge.



Grade C.O.M.	Grade C	Grade D	Grade E & C.O.L.	Grade F	Grade G	Grade H	Grade I	Grade J	Grade K	Grade L Leather	Grade M Leather	Moisture Barrier add to list price
\$ 1587	\$ 1692	\$ 1720	\$ 1753	\$ 1775	\$ 1820	\$ 1864	\$ 1920	\$ 2031	\$ 2142	\$ 2253	\$ 2475	\$ 162
1587	1692	1720	1753	1775	1820	1864	1920	2031	2142	2253	2475	162
1587	1692	1720	1753	1775	1820	1864	1920	2031	2142	2253	2475	162
\$ 1657	\$ 1762	\$ 1790	\$ 1823	\$ 1845	\$ 1890	\$ 1934	\$ 1990	\$ 2101	\$ 2212	\$ 2323	\$ 2545	\$ 162
1657	1762	1790	1823	1845	1890	1934	1990	2101	2212	2323	2545	162
1657	1762	1790	1823	1845	1890	1934	1990	2101	2212	2323	2545	162

KENSINGTON MAPLE UPCHARGE

Kensington Maple requires extended leadtimes.

Model

All variations of Two Seat Add-on Models:

SOMACCL	\$40
SOMACCR	\$40
SPMACCL	\$40
SPMACCR	\$40

California TB133 Fire Safety Code

The above seating products can be manufactured as a Special Cost Request using the appropriate flame-retardant materials and fabric selections for compliance to California Technical Bulletin 133. Please contact KI customer service for fabric compliance. Not available with moisture barrier.

Model

All variations of Two Seat Add-on Models:

SOMACCL	\$215
SOMACCR	\$215
SPMACCL	\$243
SPMACCR	\$243

SPECIAL SERVICES

Special Carton Marking

With specially marked information N/C



Shipping

Shipped **assembled freight prepaid f.o.b. High Point, North Carolina 27263** factory. Freight class #175.

Specifications and prices are subject to change without prior notice.

Soltice® Metal

Multiple Seating Add-on

	Features	COM	MODEL NUMBER								Approx. Packaged Weight
			Basic Model	Non-Contrast or Fabric Contrast 1	Fabric Contrast 2	Base Finish	Arm Cap	Wood Finish	Glide Color	Moist. Barrier	
 <p>SMAMC Two Seat Add-on Unit - Right Facing (Open Arm) Non-Contrast</p>	No Connector	3 yd	SOMACCR/NC	<input type="checkbox"/> <input type="checkbox"/> <input type="checkbox"/> <input type="checkbox"/>		<input type="checkbox"/> <input type="checkbox"/>	<input type="checkbox"/> <input type="checkbox"/>	<input type="checkbox"/> <input type="checkbox"/>	<input type="checkbox"/> <input type="checkbox"/>	<input type="checkbox"/> <input type="checkbox"/>	90.0#
	Right Chair Connector	3 yd	SOMACCRC/NC	<input type="checkbox"/> <input type="checkbox"/> <input type="checkbox"/> <input type="checkbox"/>		<input type="checkbox"/> <input type="checkbox"/>	<input type="checkbox"/> <input type="checkbox"/>	<input type="checkbox"/> <input type="checkbox"/>	<input type="checkbox"/> <input type="checkbox"/>	<input type="checkbox"/> <input type="checkbox"/>	90.0#
	Right Table Connector	3 yd	SOMACCRT/NC	<input type="checkbox"/> <input type="checkbox"/> <input type="checkbox"/> <input type="checkbox"/>		<input type="checkbox"/> <input type="checkbox"/>	<input type="checkbox"/> <input type="checkbox"/>	<input type="checkbox"/> <input type="checkbox"/>	<input type="checkbox"/> <input type="checkbox"/>	<input type="checkbox"/> <input type="checkbox"/>	90.0#
 <p>SMAMC Two Seat Add-on Unit - Right Facing (Open Arm) Contrast</p> <ul style="list-style-type: none"> • 1 = Back (Fabric Contrast 1) C.O.M. = 2 yd • 2 = Seat (Fabric Contrast 2) C.O.M. = 2 yd 	No Connector		SOMACCR/FC	<input type="checkbox"/> <input type="checkbox"/> <input type="checkbox"/> <input type="checkbox"/>	<input type="checkbox"/> <input type="checkbox"/> <input type="checkbox"/> <input type="checkbox"/>	<input type="checkbox"/> <input type="checkbox"/>	<input type="checkbox"/> <input type="checkbox"/>	<input type="checkbox"/> <input type="checkbox"/>	<input type="checkbox"/> <input type="checkbox"/>	<input type="checkbox"/> <input type="checkbox"/>	90.0#
	Right Chair Connector		SOMACCRC/FC	<input type="checkbox"/> <input type="checkbox"/> <input type="checkbox"/> <input type="checkbox"/>	<input type="checkbox"/> <input type="checkbox"/> <input type="checkbox"/> <input type="checkbox"/>	<input type="checkbox"/> <input type="checkbox"/>	<input type="checkbox"/> <input type="checkbox"/>	<input type="checkbox"/> <input type="checkbox"/>	<input type="checkbox"/> <input type="checkbox"/>	<input type="checkbox"/> <input type="checkbox"/>	90.0#
	Right Table Connector		SOMACCRT/FC	<input type="checkbox"/> <input type="checkbox"/> <input type="checkbox"/> <input type="checkbox"/>	<input type="checkbox"/> <input type="checkbox"/> <input type="checkbox"/> <input type="checkbox"/>	<input type="checkbox"/> <input type="checkbox"/>	<input type="checkbox"/> <input type="checkbox"/>	<input type="checkbox"/> <input type="checkbox"/>	<input type="checkbox"/> <input type="checkbox"/>	<input type="checkbox"/> <input type="checkbox"/>	90.0#
				A	B	C	D	E	F	G	H

HOW TO ORDER

Indicate the following information on order form:

1. Quantity of each item.
2. Model number, including options. See "How To Build a Model Number".
3. Any special service required.

Note: • The indicates that a choice is required.

- The absence of the indicates that no choice is required.
- Alpha-numeric characters in place of indicate that no other alternatives are available.

HOW TO BUILD A MODEL NUMBER

A Select basic model.

B Select non-contrast or fabric contrast 1. Refer to color addendum at ki.com or KI Fabrics & Finishes binder.

C Select fabric contrast 2. Refer to color addendum at ki.com or KI Fabrics & Finishes binder.

D Select base finish color. Refer to color addendum at ki.com or KI Fabrics & Finishes binder.

E Select armcaps.

WAC - Wood armcaps (pair)
SAC - Solid surface armcaps; add \$450
PACBL - Black poly; add \$60
PACSA - Sand poly; add \$60
PACWG - Warm Grey poly; add \$60

Upcharge for two armcaps.
 Solid surface armcap color is always

Corian™ white.

F Select wood finish color. Refer to color addendum at ki.com or KI Fabrics & Finishes binder. Wood finish selection is for wood armcaps. For Kensington Maple add upcharge.

G Select nylon glide color.
NGFN - Flannel (Dark Grey)
NGNT - Natural (Cream)

H Select moisture barrier.
MB - Moisture barrier
NMB - No moisture barrier
 See pricing column for moisture barrier upcharge.



Grade C.O.M.	Grade C	Grade D	Grade E & C.O.L.	Grade F	Grade G	Grade H	Grade I	Grade J	Grade K	Grade L Leather	Grade M Leather	Moisture Barrier add to list price
\$ 1587	\$ 1692	\$ 1720	\$ 1753	\$ 1775	\$ 1820	\$ 1864	\$ 1920	\$ 2031	\$ 2142	\$ 2253	\$ 2475	\$ 162
1587	1692	1720	1753	1775	1820	1864	1920	2031	2142	2253	2475	162
1587	1692	1720	1753	1775	1820	1864	1920	2031	2142	2253	2475	162
\$ 1657	\$ 1762	\$ 1790	\$ 1823	\$ 1845	\$ 1890	\$ 1934	\$ 1990	\$ 2101	\$ 2212	\$ 2323	\$ 2545	\$ 162
1657	1762	1790	1823	1845	1890	1934	1990	2101	2212	2323	2545	162
1657	1762	1790	1823	1845	1890	1934	1990	2101	2212	2323	2545	162

KENSINGTON MAPLE UPCHARGE

Kensington Maple requires extended leadtimes.
Model
All variations of Two Seat Add-on Models:
SOMACCL \$40
SOMACCR \$40
SPMACCL \$40
SPMACCR \$40

California TB133 Fire Safety Code

The above seating products can be manufactured as a Special Cost Request using the appropriate flame-retardant materials and fabric selections for compliance to California Technical Bulletin 133. Please contact KI customer service for fabric compliance. Not available with moisture barrier.

Model
All variations of Two Seat Add-on Models:
SOMACCL \$215
SOMACCR \$215
SPMACCL \$243
SPMACCR \$243

SPECIAL SERVICES

Special Carton Marking

With specially marked information N/C

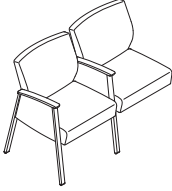

Shipping

Shipped **assembled freight prepaid f.o.b. High Point, North Carolina 27263** factory. Freight class #175.

Specifications and prices are subject to change without prior notice.

Soltice[®] Metal

Multiple Seating Add-on

			MODEL NUMBER								Approx. Packaged Weight
Features	COM	Basic Model	Non-Contrast or Fabric Contrast 1	Fabric Contrast 2	Base Finish	Arm Cap	Wood Finish	Glide Color	Moist. Barrier		
 <p>SMAMC Two Seat Add-on Unit - Left Facing (Closed Arm) Non-Contrast</p>	No Connector	4 yd	SPMACCL/NC	<input type="checkbox"/> <input type="checkbox"/> <input type="checkbox"/> <input type="checkbox"/>		<input type="checkbox"/> <input type="checkbox"/>	<input type="checkbox"/> <input type="checkbox"/>	<input type="checkbox"/> <input type="checkbox"/>	<input type="checkbox"/> <input type="checkbox"/>	95.0#	
	Left Chair Connector	4 yd	SPMACCLC/NC	<input type="checkbox"/> <input type="checkbox"/> <input type="checkbox"/> <input type="checkbox"/>		<input type="checkbox"/> <input type="checkbox"/>	<input type="checkbox"/> <input type="checkbox"/>	<input type="checkbox"/> <input type="checkbox"/>	<input type="checkbox"/> <input type="checkbox"/>	95.0#	
	Left Table Connector	4 yd	SPMACCLT/NC	<input type="checkbox"/> <input type="checkbox"/> <input type="checkbox"/> <input type="checkbox"/>		<input type="checkbox"/> <input type="checkbox"/>	<input type="checkbox"/> <input type="checkbox"/>	<input type="checkbox"/> <input type="checkbox"/>	<input type="checkbox"/> <input type="checkbox"/>	95.0#	
 <p>SMAMC Two Seat Add-on Unit - Left Facing (Closed Arm) Contrast</p> <ul style="list-style-type: none"> 1 = Back and arms (Fabric Contrast 1) C.O.M. = 3.25 yd 2 = Seat (Fabric Contrast 2) C.O.M. = 2 yd 	No Connector		SPMACCL/FC	<input type="checkbox"/> <input type="checkbox"/> <input type="checkbox"/> <input type="checkbox"/>	<input type="checkbox"/> <input type="checkbox"/> <input type="checkbox"/> <input type="checkbox"/>	<input type="checkbox"/> <input type="checkbox"/>	<input type="checkbox"/> <input type="checkbox"/>	<input type="checkbox"/> <input type="checkbox"/>	<input type="checkbox"/> <input type="checkbox"/>	95.0#	
	Left Chair Connector		SPMACCLC/FC	<input type="checkbox"/> <input type="checkbox"/> <input type="checkbox"/> <input type="checkbox"/>	<input type="checkbox"/> <input type="checkbox"/> <input type="checkbox"/> <input type="checkbox"/>	<input type="checkbox"/> <input type="checkbox"/>	<input type="checkbox"/> <input type="checkbox"/>	<input type="checkbox"/> <input type="checkbox"/>	<input type="checkbox"/> <input type="checkbox"/>	95.0#	
	Left Table Connector		SPMACCLT/FC	<input type="checkbox"/> <input type="checkbox"/> <input type="checkbox"/> <input type="checkbox"/>	<input type="checkbox"/> <input type="checkbox"/> <input type="checkbox"/> <input type="checkbox"/>	<input type="checkbox"/> <input type="checkbox"/>	<input type="checkbox"/> <input type="checkbox"/>	<input type="checkbox"/> <input type="checkbox"/>	<input type="checkbox"/> <input type="checkbox"/>	95.0#	
			A	B	C	D	E	F	G	H	

HOW TO ORDER

Indicate the following information on order form:

- Quantity of each item.
- Model number, including options. See "How To Build a Model Number".
- Any special service required.

Note: • The indicates that a choice is required.

- The absence of the indicates that no choice is required.
- Alpha-numeric characters in place of indicate that no other alternatives are available.

HOW TO BUILD A MODEL NUMBER

- A** Select basic model.
- B** Select non-contrast or fabric contrast 1. Refer to color addendum at ki.com or KI Fabrics & Finishes binder.
- C** Select fabric contrast 2. Refer to color addendum at ki.com or KI Fabrics & Finishes binder.
- D** Select base finish color. Refer to color addendum at ki.com or KI Fabrics & Finishes binder.
- E** Select armcaps.

WAC	- Wood armcaps (pair)
SAC	- Solid surface armcaps; add \$450
PACBL	- Black poly; add \$60
PACSA	- Sand poly; add \$60
PACWG	- Warm Grey poly; add \$60

 Upcharge for two armcaps.
Solid surface armcap color is always

Corian™ white.

- F** Select wood finish color. Refer to color addendum at ki.com or KI Fabrics & Finishes binder. Wood finish selection is for wood armcaps. For Kensington Maple add upcharge.
- G** Select nylon glide color.

NGFN	- Flannel (Dark Grey)
NGNT	- Natural (Cream)
- H** Select moisture barrier.

MB	- Moisture barrier
NMB	- No moisture barrier

 See pricing column for moisture barrier upcharge.



Grade C.O.M.	Grade C	Grade D	Grade E & C.O.L.	Grade F	Grade G	Grade H	Grade I	Grade J	Grade K	Grade L Leather	Grade M Leather	Moisture Barrier add to list price
\$ 1754	\$ 1894	\$ 1931	\$ 1976	\$ 2005	\$ 2065	\$ 2124	\$ 2198	\$ 2346	\$ 2494	\$ 2642	\$ 2939	\$ 173
1754	1894	1931	1976	2005	2065	2124	2198	2346	2494	2642	2939	173
1754	1894	1931	1976	2005	2065	2124	2198	2346	2494	2642	2939	173
\$ 1824	\$ 1964	\$ 2001	\$ 2046	\$ 2075	\$ 2135	\$ 2194	\$ 2268	\$ 2416	\$ 2564	\$ 2712	\$ 3009	\$ 173
1824	1964	2001	2046	2075	2135	2194	2268	2416	2564	2712	3009	173
1824	1964	2001	2046	2075	2135	2194	2268	2416	2564	2712	3009	173

KENSINGTON MAPLE UPCHARGE

Kensington Maple requires extended leadtimes.
Model
All variations of Two Seat Add-on Models:
SOMACCL \$40
SOMACCR \$40
SPMACCL \$40
SPMACCR \$40

California TB133 Fire Safety Code

The above seating products can be manufactured as a Special Cost Request using the appropriate flame-retardant materials and fabric selections for compliance to California Technical Bulletin 133. Please contact KI customer service for fabric compliance. Not available with moisture barrier.

Model
All variations of Two Seat Add-on Models:
SOMACCL \$215
SOMACCR \$215
SPMACCL \$243
SPMACCR \$243

SPECIAL SERVICES

Special Carton Marking

With specially marked information N/C



Shipping

Shipped **assembled freight prepaid f.o.b. High Point, North Carolina 27263** factory. Freight class #175.

Specifications and prices are subject to change without prior notice.

Soltice[®] Metal

Multiple Seating Add-on

	Features	COM	MODEL NUMBER								Approx. Packaged Weight
			Basic Model	Non-Contrast or Fabric Contrast 1	Fabric Contrast 2	Base Finish	Arm Cap	Wood Finish	Glide Color	Moist. Barrier	
 <p>SMAMC Two Seat Add-on Unit - Right Facing (Closed Arm) Non-Contrast</p>	No Connector	4 yd	SPMACCR/NC	<input type="checkbox"/> <input type="checkbox"/> <input type="checkbox"/> <input type="checkbox"/>		<input type="checkbox"/> <input type="checkbox"/>	<input type="checkbox"/> <input type="checkbox"/>	<input type="checkbox"/> <input type="checkbox"/>	<input type="checkbox"/> <input type="checkbox"/>	<input type="checkbox"/> <input type="checkbox"/>	95.0#
	Right Chair Connector	4 yd	SPMACCRC/NC	<input type="checkbox"/> <input type="checkbox"/> <input type="checkbox"/> <input type="checkbox"/>		<input type="checkbox"/> <input type="checkbox"/>	<input type="checkbox"/> <input type="checkbox"/>	<input type="checkbox"/> <input type="checkbox"/>	<input type="checkbox"/> <input type="checkbox"/>	<input type="checkbox"/> <input type="checkbox"/>	95.0#
	Right Table Connector	4 yd	SPMACCRT/NC	<input type="checkbox"/> <input type="checkbox"/> <input type="checkbox"/> <input type="checkbox"/>		<input type="checkbox"/> <input type="checkbox"/>	<input type="checkbox"/> <input type="checkbox"/>	<input type="checkbox"/> <input type="checkbox"/>	<input type="checkbox"/> <input type="checkbox"/>	<input type="checkbox"/> <input type="checkbox"/>	95.0#
 <p>SMAMC Two Seat Add-on Unit - Right Facing (Closed Arm) Contrast</p> <ul style="list-style-type: none"> 1 = Back and arms (Fabric Contrast 1) C.O.M. = 3.25 yd 2 = Seat (Fabric Contrast 2) C.O.M. = 2 yd 	No Connector		SPMACCR/FC	<input type="checkbox"/> <input type="checkbox"/> <input type="checkbox"/> <input type="checkbox"/>	<input type="checkbox"/> <input type="checkbox"/> <input type="checkbox"/> <input type="checkbox"/>	<input type="checkbox"/> <input type="checkbox"/>	<input type="checkbox"/> <input type="checkbox"/>	<input type="checkbox"/> <input type="checkbox"/>	<input type="checkbox"/> <input type="checkbox"/>	<input type="checkbox"/> <input type="checkbox"/>	95.0#
	Right Chair Connector		SPMACCRC/FC	<input type="checkbox"/> <input type="checkbox"/> <input type="checkbox"/> <input type="checkbox"/>	<input type="checkbox"/> <input type="checkbox"/> <input type="checkbox"/> <input type="checkbox"/>	<input type="checkbox"/> <input type="checkbox"/>	<input type="checkbox"/> <input type="checkbox"/>	<input type="checkbox"/> <input type="checkbox"/>	<input type="checkbox"/> <input type="checkbox"/>	<input type="checkbox"/> <input type="checkbox"/>	95.0#
	Right Table Connector		SPMACCRT/FC	<input type="checkbox"/> <input type="checkbox"/> <input type="checkbox"/> <input type="checkbox"/>	<input type="checkbox"/> <input type="checkbox"/> <input type="checkbox"/> <input type="checkbox"/>	<input type="checkbox"/> <input type="checkbox"/>	<input type="checkbox"/> <input type="checkbox"/>	<input type="checkbox"/> <input type="checkbox"/>	<input type="checkbox"/> <input type="checkbox"/>	<input type="checkbox"/> <input type="checkbox"/>	95.0#
				A	B	C	D	E	F	G	H

HOW TO ORDER

Indicate the following information on order form:

- Quantity of each item.
- Model number, including options. See "How To Build a Model Number".
- Any special service required.

Note: • The indicates that a choice is required.

- The absence of the indicates that no choice is required.
- Alpha-numeric characters in place of indicate that no other alternatives are available.

HOW TO BUILD A MODEL NUMBER

A Select basic model.

B Select non-contrast or fabric contrast 1. Refer to color addendum at ki.com or KI Fabrics & Finishes binder.

C Select fabric contrast 2. Refer to color addendum at ki.com or KI Fabrics & Finishes binder.

D Select base finish color. Refer to color addendum at ki.com or KI Fabrics & Finishes binder.

E Select armcaps.

WAC - Wood armcaps (pair)
SAC - Solid surface armcaps; add \$450
PACBL - Black poly; add \$60
PACSA - Sand poly; add \$60
PACWG - Warm Grey poly; add \$60

Upcharge for two armcaps.
 Solid surface armcap color is always

Corian™ white.

F Select wood finish color. Refer to color addendum at ki.com or KI Fabrics & Finishes binder. Wood finish selection is for wood armcaps. For Kensington Maple add upcharge.

G Select nylon glide color.
NGFN - Flannel (Dark Grey)
NGNT - Natural (Cream)

H Select moisture barrier.
MB - Moisture barrier
NMB - No moisture barrier
 See pricing column for moisture barrier upcharge.



Grade C.O.M.	Grade C	Grade D	Grade E & C.O.L.	Grade F	Grade G	Grade H	Grade I	Grade J	Grade K	Grade L Leather	Grade M Leather	Moisture Barrier add to list price
\$ 1754	\$ 1894	\$ 1931	\$ 1976	\$ 2005	\$ 2065	\$ 2124	\$ 2198	\$ 2346	\$ 2494	\$ 2642	\$ 2939	\$ 173
1754	1894	1931	1976	2005	2065	2124	2198	2346	2494	2642	2939	173
1754	1894	1931	1976	2005	2065	2124	2198	2346	2494	2642	2939	173
\$ 1824	\$ 1964	\$ 2001	\$ 2046	\$ 2075	\$ 2135	\$ 2194	\$ 2268	\$ 2416	\$ 2564	\$ 2712	\$ 3009	\$ 173
1824	1964	2001	2046	2075	2135	2194	2268	2416	2564	2712	3009	173
1824	1964	2001	2046	2075	2135	2194	2268	2416	2564	2712	3009	173

KENSINGTON MAPLE UPCHARGE

Kensington Maple requires extended leadtimes.
 Model
 All variations of Two Seat Add-on Models:
 SOMACCL \$40
 SOMACCR \$40
 SPMACCL \$40
 SPMACCR \$40

California TB133 Fire Safety Code

The above seating products can be manufactured as a Special Cost Request using the appropriate flame-retardant materials and fabric selections for compliance to California Technical Bulletin 133. Please contact KI customer service for fabric compliance. Not available with moisture barrier.
 Model
 All variations of Two Seat Add-on Models:
 SOMACCL \$215
 SOMACCR \$215
 SPMACCL \$243
 SPMACCR \$243

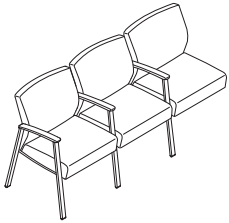
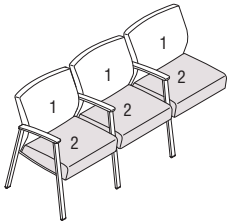
SPECIAL SERVICES

Special Carton Marking
 With specially marked information N/C
Shipping
 Shipped **assembled freight prepaid f.o.b. High Point, North Carolina 27263** factory. Freight class #175.

Specifications and prices are subject to change without prior notice.

Soltice[®] Metal

Multiple Seating Add-on

	Features	COM	MODEL NUMBER								Approx. Packaged Weight	
			Basic Model	Non-Contrast or Fabric Contrast 1	Fabric Contrast 2	Base Finish	Arm Cap	Wood Finish	Glide Color	Moist. Barrier		
 <p>SMAMC Three Seat Add-on Unit - Left Facing (Open Arm) Non-Contrast</p>	No Connector	4.5 yd	SOMACCCL/NC	<input type="checkbox"/> <input type="checkbox"/> <input type="checkbox"/> <input type="checkbox"/>		<input type="checkbox"/> <input type="checkbox"/>	<input type="checkbox"/> <input type="checkbox"/>	<input type="checkbox"/> <input type="checkbox"/>	<input type="checkbox"/> <input type="checkbox"/>	<input type="checkbox"/> <input type="checkbox"/>	120.0#	
	Left Chair Connector	4.5 yd	SOMACCCLC/NC	<input type="checkbox"/> <input type="checkbox"/> <input type="checkbox"/> <input type="checkbox"/>		<input type="checkbox"/> <input type="checkbox"/>	<input type="checkbox"/> <input type="checkbox"/>	<input type="checkbox"/> <input type="checkbox"/>	<input type="checkbox"/> <input type="checkbox"/>	<input type="checkbox"/> <input type="checkbox"/>	120.0#	
	Left Table Connector	4.5 yd	SOMACCCLT/NC	<input type="checkbox"/> <input type="checkbox"/> <input type="checkbox"/> <input type="checkbox"/>		<input type="checkbox"/> <input type="checkbox"/>	<input type="checkbox"/> <input type="checkbox"/>	<input type="checkbox"/> <input type="checkbox"/>	<input type="checkbox"/> <input type="checkbox"/>	<input type="checkbox"/> <input type="checkbox"/>	120.0#	
 <p>SMAMC Three Seat Add-on Unit - Left Facing (Open Arm) Contrast</p> <ul style="list-style-type: none"> • 1 = Back (Fabric Contrast 1) C.O.M. = 3 yd • 2 = Seat (Fabric Contrast 2) C.O.M. = 3 yd 	No Connector		SOMACCCL/FC	<input type="checkbox"/> <input type="checkbox"/> <input type="checkbox"/> <input type="checkbox"/>	<input type="checkbox"/> <input type="checkbox"/> <input type="checkbox"/> <input type="checkbox"/>	<input type="checkbox"/> <input type="checkbox"/>	<input type="checkbox"/> <input type="checkbox"/>	<input type="checkbox"/> <input type="checkbox"/>	<input type="checkbox"/> <input type="checkbox"/>	<input type="checkbox"/> <input type="checkbox"/>	120.0#	
	Left Chair Connector		SOMACCCLC/FC	<input type="checkbox"/> <input type="checkbox"/> <input type="checkbox"/> <input type="checkbox"/>	<input type="checkbox"/> <input type="checkbox"/> <input type="checkbox"/> <input type="checkbox"/>	<input type="checkbox"/> <input type="checkbox"/>	<input type="checkbox"/> <input type="checkbox"/>	<input type="checkbox"/> <input type="checkbox"/>	<input type="checkbox"/> <input type="checkbox"/>	<input type="checkbox"/> <input type="checkbox"/>	120.0#	
	Left Table Connector		SOMACCCLT/FC	<input type="checkbox"/> <input type="checkbox"/> <input type="checkbox"/> <input type="checkbox"/>	<input type="checkbox"/> <input type="checkbox"/> <input type="checkbox"/> <input type="checkbox"/>	<input type="checkbox"/> <input type="checkbox"/>	<input type="checkbox"/> <input type="checkbox"/>	<input type="checkbox"/> <input type="checkbox"/>	<input type="checkbox"/> <input type="checkbox"/>	<input type="checkbox"/> <input type="checkbox"/>	120.0#	
				A	B	C	D	E	F	G	H	

HOW TO ORDER

Indicate the following information on order form:

1. Quantity of each item.
2. Model number, including options. See "How To Build a Model Number".
3. Any special service required.

Note: • The indicates that a choice is required.

- The absence of the indicates that no choice is required.
- Alpha-numeric characters in place of indicate that no other alternatives are available.

HOW TO BUILD A MODEL NUMBER

- A** Select basic model.
- B** Select non-contrast or fabric contrast 1. Refer to color addendum at ki.com or KI Fabrics & Finishes binder.
- C** Select fabric contrast 2. Refer to color addendum at ki.com or KI Fabrics & Finishes binder.
- D** Select base finish color. Refer to color addendum at ki.com or KI Fabrics & Finishes binder.
- E** Select armcaps.
- | | |
|--------------|------------------------------------|
| WAC | - Wood armcaps (pair) |
| SAC | - Solid surface armcaps; add \$650 |
| PACBL | - Black poly; add \$90 |
| PACSA | - Sand poly; add \$90 |
| PACWG | - Warm Grey poly; add \$90 |
- Upcharge for three armcaps.
Solid surface armcap color is always

Corian™ white.

- F** Select wood finish color. Refer to color addendum at ki.com or KI Fabrics & Finishes binder. Wood finish selection is for wood armcaps. For Kensington Maple add upcharge.
- G** Select nylon glide color.
- | | |
|-------------|-----------------------|
| NGFN | - Flannel (Dark Grey) |
| NGNT | - Natural (Cream) |
- H** Select moisture barrier.
- | | |
|------------|-----------------------|
| MB | - Moisture barrier |
| NMB | - No moisture barrier |
- See pricing column for moisture barrier upcharge.



Grade C.O.M.	Grade C	Grade D	Grade E & C.O.L.	Grade F	Grade G	Grade H	Grade I	Grade J	Grade K	Grade L Leather	Grade M Leather	Moisture Barrier add to list price
\$ 2283	\$ 2442	\$ 2483	\$ 2533	\$ 2567	\$ 2633	\$ 2700	\$ 2783	\$ 2950	\$ 3117	\$ 3283	\$ 3617	\$ 178
2283	2442	2483	2533	2567	2633	2700	2783	2950	3117	3283	3617	178
2283	2442	2483	2533	2567	2633	2700	2783	2950	3117	3283	3617	178

\$ 2383	\$ 2542	\$ 2583	\$ 2633	\$ 2667	\$ 2733	\$ 2800	\$ 2883	\$ 3050	\$ 3217	\$ 3383	\$ 3717	\$ 178
2383	2542	2583	2633	2667	2733	2800	2883	3050	3217	3383	3717	178
2383	2542	2583	2633	2667	2733	2800	2883	3050	3217	3383	3717	178

KENSINGTON MAPLE UPCHARGE

Kensington Maple requires extended leadtimes.

Model

All variations of Three Seat Add-on Models:

SOMACCCL	\$60
SOMACCCR	\$60
SPMACCCL	\$60
SPMACCCR	\$60

California TB133 Fire Safety Code

The above seating products can be manufactured as a Special Cost Request using the appropriate flame-retardant materials and fabric selections for compliance to California Technical Bulletin 133. Please contact KI customer service for fabric compliance. Not available with moisture barrier.

Model

All variations of Three Seat Add-on Models:

SOMACCCL	\$257
SOMACCCR	\$257
SPMACCCL	\$292
SPMACCCR	\$292

SPECIAL SERVICES

Special Carton Marking

With specially marked information N/C

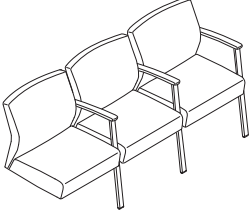
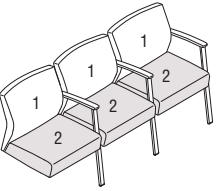
Shipping

Shipped **assembled freight prepaid f.o.b. High Point, North Carolina 27263** factory. Freight class #175.

Specifications and prices are subject to change without prior notice.

Soltice[®] Metal

Multiple Seating Add-on

	Features	COM	MODEL NUMBER								Approx. Packaged Weight
			Basic Model	Non-Contrast or Fabric Contrast 1	Fabric Contrast 2	Base Finish	Arm Cap	Wood Finish	Glide Color	Moist. Barrier	
 <p>SMAMC Three Seat Add-on Unit - Right Facing (Open Arm) Non-Contrast</p>	No Connector	4.5 yd	SOMACCCR/NC	<input type="checkbox"/> <input type="checkbox"/> <input type="checkbox"/> <input type="checkbox"/>		<input type="checkbox"/> <input type="checkbox"/>	<input type="checkbox"/> <input type="checkbox"/>	<input type="checkbox"/> <input type="checkbox"/>	<input type="checkbox"/> <input type="checkbox"/>	<input type="checkbox"/> <input type="checkbox"/>	120.0#
	Right Chair Connector	4.5 yd	SOMACCCRC/NC	<input type="checkbox"/> <input type="checkbox"/> <input type="checkbox"/> <input type="checkbox"/>		<input type="checkbox"/> <input type="checkbox"/>	<input type="checkbox"/> <input type="checkbox"/>	<input type="checkbox"/> <input type="checkbox"/>	<input type="checkbox"/> <input type="checkbox"/>	<input type="checkbox"/> <input type="checkbox"/>	120.0#
	Right Table Connector	4.5 yd	SOMACCCRT/NC	<input type="checkbox"/> <input type="checkbox"/> <input type="checkbox"/> <input type="checkbox"/>		<input type="checkbox"/> <input type="checkbox"/>	<input type="checkbox"/> <input type="checkbox"/>	<input type="checkbox"/> <input type="checkbox"/>	<input type="checkbox"/> <input type="checkbox"/>	<input type="checkbox"/> <input type="checkbox"/>	120.0#
 <p>SMAMC Three Seat Add-on Unit - Right Facing (Open Arm) Contrast</p> <ul style="list-style-type: none"> • 1 = Back (Fabric Contrast 1) C.O.M. = 3 yd • 2 = Seat (Fabric Contrast 2) C.O.M. = 3 yd 	No Connector		SOMACCCR/FC	<input type="checkbox"/> <input type="checkbox"/> <input type="checkbox"/> <input type="checkbox"/>	<input type="checkbox"/> <input type="checkbox"/> <input type="checkbox"/> <input type="checkbox"/>	<input type="checkbox"/> <input type="checkbox"/>	<input type="checkbox"/> <input type="checkbox"/>	<input type="checkbox"/> <input type="checkbox"/>	<input type="checkbox"/> <input type="checkbox"/>	<input type="checkbox"/> <input type="checkbox"/>	120.0#
	Right Chair Connector		SOMACCCRC/FC	<input type="checkbox"/> <input type="checkbox"/> <input type="checkbox"/> <input type="checkbox"/>	<input type="checkbox"/> <input type="checkbox"/> <input type="checkbox"/> <input type="checkbox"/>	<input type="checkbox"/> <input type="checkbox"/>	<input type="checkbox"/> <input type="checkbox"/>	<input type="checkbox"/> <input type="checkbox"/>	<input type="checkbox"/> <input type="checkbox"/>	<input type="checkbox"/> <input type="checkbox"/>	120.0#
	Right Table Connector		SOMACCCRT/FC	<input type="checkbox"/> <input type="checkbox"/> <input type="checkbox"/> <input type="checkbox"/>	<input type="checkbox"/> <input type="checkbox"/> <input type="checkbox"/> <input type="checkbox"/>	<input type="checkbox"/> <input type="checkbox"/>	<input type="checkbox"/> <input type="checkbox"/>	<input type="checkbox"/> <input type="checkbox"/>	<input type="checkbox"/> <input type="checkbox"/>	<input type="checkbox"/> <input type="checkbox"/>	120.0#
			A	B	C	D	E	F	G	H	

HOW TO ORDER

Indicate the following information on order form:

- Quantity of each item.
- Model number, including options. See "How To Build a Model Number".
- Any special service required.

Note: • The indicates that a choice is required.

- The absence of the indicates that no choice is required.
- Alpha-numeric characters in place of indicate that no other alternatives are available.

HOW TO BUILD A MODEL NUMBER

- A** Select basic model.
- B** Select non-contrast or fabric contrast 1. Refer to color addendum at ki.com or KI Fabrics & Finishes binder.
- C** Select fabric contrast 2. Refer to color addendum at ki.com or KI Fabrics & Finishes binder.
- D** Select base finish color. Refer to color addendum at ki.com or KI Fabrics & Finishes binder.
- E** Select armcaps.

WAC	- Wood armcaps (pair)
SAC	- Solid surface armcaps; add \$650
PACBL	- Black poly; add \$90
PACSA	- Sand poly; add \$90
PACWG	- Warm Grey poly; add \$90

 Upcharge for three armcaps.
Solid surface armcap color is always

Corian™ white.

- F** Select wood finish color. Refer to color addendum at ki.com or KI Fabrics & Finishes binder. Wood finish selection is for wood armcaps. For Kensington Maple add upcharge.
- G** Select nylon glide color.

NGFN	- Flannel (Dark Grey)
NGNT	- Natural (Cream)
- H** Select moisture barrier.

MB	- Moisture barrier
NMB	- No moisture barrier

 See pricing column for moisture barrier upcharge.



Grade C.O.M.	Grade C	Grade D	Grade E & C.O.L.	Grade F	Grade G	Grade H	Grade I	Grade J	Grade K	Grade L Leather	Grade M Leather	Moisture Barrier add to list price
\$ 2283	\$ 2442	\$ 2483	\$ 2533	\$ 2567	\$ 2633	\$ 2700	\$ 2783	\$ 2950	\$ 3117	\$ 3283	\$ 3617	\$ 178
2283	2442	2483	2533	2567	2633	2700	2783	2950	3117	3283	3617	178
2283	2442	2483	2533	2567	2633	2700	2783	2950	3117	3283	3617	178

\$ 2383	\$ 2542	\$ 2583	\$ 2633	\$ 2667	\$ 2733	\$ 2800	\$ 2883	\$ 3050	\$ 3217	\$ 3383	\$ 3717	\$ 178
2383	2542	2583	2633	2667	2733	2800	2883	3050	3217	3383	3717	178
2383	2542	2583	2633	2667	2733	2800	2883	3050	3217	3383	3717	178

KENSINGTON MAPLE UPCHARGE

Kensington Maple requires extended leadtimes.

Model

All variations of Three Seat Add-on Models:

SOMACCL	\$60
SOMACCR	\$60
SPMACCL	\$60
SPMACCR	\$60

California TB133 Fire Safety Code

The above seating products can be manufactured as a Special Cost Request using the appropriate flame-retardant materials and fabric selections for compliance to California Technical Bulletin 133. Please contact KI customer service for fabric compliance. Not available with moisture barrier.

Model

All variations of Three Seat Add-on Models:

SOMACCL	\$257
SOMACCR	\$257
SPMACCL	\$292
SPMACCR	\$292

SPECIAL SERVICES

Special Carton Marking

With specially marked information N/C

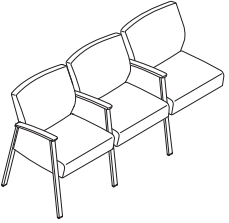
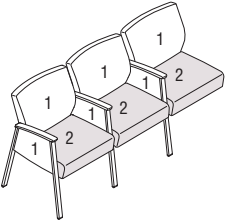
Shipping

Shipped **assembled freight prepaid f.o.b. High Point, North Carolina 27263** factory. Freight class #175.

Specifications and prices are subject to change without prior notice.

Soltice[®] Metal

Multiple Seating Add-on

	Features	COM	MODEL NUMBER								Approx. Packaged Weight	
			Basic Model	Non-Contrast or Fabric Contrast 1	Fabric Contrast 2	Base Finish	Arm Cap	Wood Finish	Glide Color	Moist. Barrier		
 <p>SMAMC Three Seat Add-on Unit-Left Facing (Closed Arm) Non-Contrast</p>	No Connector	5.75 yd	SPMACCCL/NC	<input type="checkbox"/> <input type="checkbox"/> <input type="checkbox"/> <input type="checkbox"/>		<input type="checkbox"/> <input type="checkbox"/>	<input type="checkbox"/> <input type="checkbox"/>	<input type="checkbox"/> <input type="checkbox"/>	<input type="checkbox"/> <input type="checkbox"/>	<input type="checkbox"/> <input type="checkbox"/>	125.0#	
	Left Chair Connector	5.75 yd	SPMACCCLC/NC	<input type="checkbox"/> <input type="checkbox"/> <input type="checkbox"/> <input type="checkbox"/>		<input type="checkbox"/> <input type="checkbox"/>	<input type="checkbox"/> <input type="checkbox"/>	<input type="checkbox"/> <input type="checkbox"/>	<input type="checkbox"/> <input type="checkbox"/>	<input type="checkbox"/> <input type="checkbox"/>	125.0#	
	Left Table Connector	5.75 yd	SPMACCCLT/NC	<input type="checkbox"/> <input type="checkbox"/> <input type="checkbox"/> <input type="checkbox"/>		<input type="checkbox"/> <input type="checkbox"/>	<input type="checkbox"/> <input type="checkbox"/>	<input type="checkbox"/> <input type="checkbox"/>	<input type="checkbox"/> <input type="checkbox"/>	<input type="checkbox"/> <input type="checkbox"/>	125.0#	
 <p>SMAMC Three Seat Add-on Unit-Left Facing (Closed Arm) Contrast</p> <ul style="list-style-type: none"> • 1 = Back and arms (Fabric Contrast 1) C.O.M. = 4.75 yd • 2 = Seat (Fabric Contrast 2) C.O.M. = 3 yd 	No Connector		SPMACCCL/FC	<input type="checkbox"/> <input type="checkbox"/> <input type="checkbox"/> <input type="checkbox"/>	<input type="checkbox"/> <input type="checkbox"/> <input type="checkbox"/> <input type="checkbox"/>	<input type="checkbox"/> <input type="checkbox"/>	<input type="checkbox"/> <input type="checkbox"/>	<input type="checkbox"/> <input type="checkbox"/>	<input type="checkbox"/> <input type="checkbox"/>	<input type="checkbox"/> <input type="checkbox"/>	125.0#	
	Left Chair Connector		SPMACCCLC/FC	<input type="checkbox"/> <input type="checkbox"/> <input type="checkbox"/> <input type="checkbox"/>	<input type="checkbox"/> <input type="checkbox"/> <input type="checkbox"/> <input type="checkbox"/>	<input type="checkbox"/> <input type="checkbox"/>	<input type="checkbox"/> <input type="checkbox"/>	<input type="checkbox"/> <input type="checkbox"/>	<input type="checkbox"/> <input type="checkbox"/>	<input type="checkbox"/> <input type="checkbox"/>	125.0#	
	Left Table Connector		SPMACCCLT/FC	<input type="checkbox"/> <input type="checkbox"/> <input type="checkbox"/> <input type="checkbox"/>	<input type="checkbox"/> <input type="checkbox"/> <input type="checkbox"/> <input type="checkbox"/>	<input type="checkbox"/> <input type="checkbox"/>	<input type="checkbox"/> <input type="checkbox"/>	<input type="checkbox"/> <input type="checkbox"/>	<input type="checkbox"/> <input type="checkbox"/>	<input type="checkbox"/> <input type="checkbox"/>	125.0#	
				A	B	C	D	E	F	G	H	

HOW TO ORDER

Indicate the following information on order form:

- Quantity of each item.
- Model number, including options. See "How To Build a Model Number".
- Any special service required.

Note: • The indicates that a choice is required.

- The absence of the indicates that no choice is required.
- Alpha-numeric characters in place of indicate that no other alternatives are available.

HOW TO BUILD A MODEL NUMBER

- A** Select basic model.
- B** Select non-contrast or fabric contrast 1. Refer to color addendum at ki.com or KI Fabrics & Finishes binder.
- C** Select fabric contrast 2. Refer to color addendum at ki.com or KI Fabrics & Finishes binder.
- D** Select base finish color. Refer to color addendum at ki.com or KI Fabrics & Finishes binder.
- E** Select armcaps.
- | | |
|--------------|------------------------------------|
| WAC | - Wood armcaps (pair) |
| SAC | - Solid surface armcaps; add \$650 |
| PACBL | - Black poly; add \$90 |
| PACSA | - Sand poly; add \$90 |
| PACWG | - Warm Grey poly; add \$90 |
- Upcharge for three armcaps.
Solid surface armcap color is always

Corian™ white.

- F** Select wood finish color. Refer to color addendum at ki.com or KI Fabrics & Finishes binder. Wood finish selection is for wood armcaps. For Kensington Maple add upcharge.
- G** Select nylon glide color.
- | | |
|-------------|-----------------------|
| NGFN | - Flannel (Dark Grey) |
| NGNT | - Natural (Cream) |
- H** Select moisture barrier.
- | | |
|------------|-----------------------|
| MB | - Moisture barrier |
| NMB | - No moisture barrier |
- See pricing column for moisture barrier upcharge.



Grade C.O.M.	Grade C	Grade D	Grade E & C.O.L.	Grade F	Grade G	Grade H	Grade I	Grade J	Grade K	Grade L Leather	Grade M Leather	Moisture Barrier add to list price
\$ 2522	\$ 2724	\$ 2777	\$ 2841	\$ 2884	\$ 2969	\$ 3054	\$ 3160	\$ 3373	\$ 3586	\$ 3799	\$ 4225	\$ 191
2522	2724	2777	2841	2884	2969	3054	3160	3373	3586	3799	4225	191
2522	2724	2777	2841	2884	2969	3054	3160	3373	3586	3799	4225	191

\$ 2622	\$ 2824	\$ 2877	\$ 2941	\$ 2984	\$ 3069	\$ 3154	\$ 3260	\$ 3473	\$ 3686	\$ 3899	\$ 4325	\$ 191
2622	2824	2877	2941	2984	3069	3154	3260	3473	3686	3899	4325	191
2622	2824	2877	2941	2984	3069	3154	3260	3473	3686	3899	4325	191

KENSINGTON MAPLE UPCHARGE

Kensington Maple requires extended leadtimes.

Model

All variations of Three Seat Add-on Models:

SOMACCL	\$60
SOMACCR	\$60
SPMACCL	\$60
SPMACCR	\$60

California TB133 Fire Safety Code

The above seating products can be manufactured as a Special Cost Request using the appropriate flame-retardant materials and fabric selections for compliance to California Technical Bulletin 133. Please contact KI customer service for fabric compliance. Not available with moisture barrier.

Model

All variations of Three Seat Add-on Models:

SOMACCL	\$257
SOMACCR	\$257
SPMACCL	\$292
SPMACCR	\$292

SPECIAL SERVICES

Special Carton Marking

With specially marked information N/C

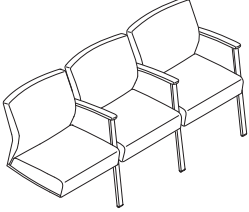
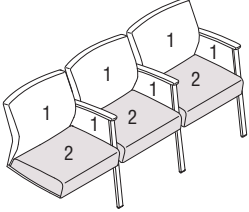
Shipping

Shipped **assembled freight prepaid f.o.b. High Point, North Carolina 27263** factory. Freight class #175.

Specifications and prices are subject to change without prior notice.

Soltice[®] Metal

Multiple Seating Add-on

	Features	COM	MODEL NUMBER								Approx. Packaged Weight
			Basic Model	Non-Contrast or Fabric Contrast 1	Fabric Contrast 2	Base Finish	Arm Cap	Wood Finish	Glide Color	Moist. Barrier	
 <p>SMAMC Three Seat Add-on Unit-Right Facing (Closed Arm) Non-Contrast</p>	No Connector	5.75 yd	SPMACCCR/NC	<input type="checkbox"/> <input type="checkbox"/> <input type="checkbox"/> <input type="checkbox"/>			<input type="checkbox"/> <input type="checkbox"/>	<input type="checkbox"/> <input type="checkbox"/>	<input type="checkbox"/> <input type="checkbox"/>	<input type="checkbox"/> <input type="checkbox"/>	125.0#
	Right Chair Connector	5.75 yd	SPMACCCR/NC	<input type="checkbox"/> <input type="checkbox"/> <input type="checkbox"/> <input type="checkbox"/>			<input type="checkbox"/> <input type="checkbox"/>	<input type="checkbox"/> <input type="checkbox"/>	<input type="checkbox"/> <input type="checkbox"/>	<input type="checkbox"/> <input type="checkbox"/>	125.0#
	Right Table Connector	5.75 yd	SPMACCRT/NC	<input type="checkbox"/> <input type="checkbox"/> <input type="checkbox"/> <input type="checkbox"/>			<input type="checkbox"/> <input type="checkbox"/>	<input type="checkbox"/> <input type="checkbox"/>	<input type="checkbox"/> <input type="checkbox"/>	<input type="checkbox"/> <input type="checkbox"/>	125.0#
 <p>SMAMC Three Seat Add-on Unit-Right Facing (Closed Arm) Contrast</p> <ul style="list-style-type: none"> 1 = Back and arms (Fabric Contrast 1) C.O.M. = 4.75 yd 2 = Seat (Fabric Contrast 2) C.O.M. = 3 yd 	No Connector		SPMACCCR/FC	<input type="checkbox"/> <input type="checkbox"/> <input type="checkbox"/> <input type="checkbox"/>	<input type="checkbox"/> <input type="checkbox"/> <input type="checkbox"/> <input type="checkbox"/>		<input type="checkbox"/> <input type="checkbox"/>	<input type="checkbox"/> <input type="checkbox"/>	<input type="checkbox"/> <input type="checkbox"/>	<input type="checkbox"/> <input type="checkbox"/>	125.0#
	Right Chair Connector		SPMACCCR/FC	<input type="checkbox"/> <input type="checkbox"/> <input type="checkbox"/> <input type="checkbox"/>	<input type="checkbox"/> <input type="checkbox"/> <input type="checkbox"/> <input type="checkbox"/>		<input type="checkbox"/> <input type="checkbox"/>	<input type="checkbox"/> <input type="checkbox"/>	<input type="checkbox"/> <input type="checkbox"/>	<input type="checkbox"/> <input type="checkbox"/>	125.0#
	Right Table Connector		SPMACCRT/FC	<input type="checkbox"/> <input type="checkbox"/> <input type="checkbox"/> <input type="checkbox"/>	<input type="checkbox"/> <input type="checkbox"/> <input type="checkbox"/> <input type="checkbox"/>		<input type="checkbox"/> <input type="checkbox"/>	<input type="checkbox"/> <input type="checkbox"/>	<input type="checkbox"/> <input type="checkbox"/>	<input type="checkbox"/> <input type="checkbox"/>	125.0#
				A	B	C	D	E	F	G	H

HOW TO ORDER

Indicate the following information on order form:

- Quantity of each item.
- Model number, including options. See "How To Build a Model Number".
- Any special service required.

Note: • The indicates that a choice is required.

- The absence of the indicates that no choice is required.
- Alpha-numeric characters in place of indicate that no other alternatives are available.

HOW TO BUILD A MODEL NUMBER

- A** Select basic model.
- B** Select non-contrast or fabric contrast 1. Refer to color addendum at ki.com or KI Fabrics & Finishes binder.
- C** Select fabric contrast 2. Refer to color addendum at ki.com or KI Fabrics & Finishes binder.
- D** Select base finish color. Refer to color addendum at ki.com or KI Fabrics & Finishes binder.
- E** Select armcaps.
- | | |
|--------------|------------------------------------|
| WAC | - Wood armcaps (pair) |
| SAC | - Solid surface armcaps; add \$650 |
| PACBL | - Black poly; add \$90 |
| PACSA | - Sand poly; add \$90 |
| PACWG | - Warm Grey poly; add \$90 |
- Upcharge for three armcaps.
Solid surface armcap color is always

Corian™ white.

- F** Select wood finish color. Refer to color addendum at ki.com or KI Fabrics & Finishes binder. Wood finish selection is for wood armcaps. For Kensington Maple add upcharge.
- G** Select nylon glide color.
- | | |
|-------------|-----------------------|
| NGFN | - Flannel (Dark Grey) |
| NGNT | - Natural (Cream) |
- H** Select moisture barrier.
- | | |
|------------|-----------------------|
| MB | - Moisture barrier |
| NMB | - No moisture barrier |
- See pricing column for moisture barrier upcharge.



Grade C.O.M.	Grade C	Grade D	Grade E & C.O.L.	Grade F	Grade G	Grade H	Grade I	Grade J	Grade K	Grade L Leather	Grade M Leather	Moisture Barrier add to list price
\$ 2522	\$ 2724	\$ 2777	\$ 2841	\$ 2884	\$ 2969	\$ 3054	\$ 3160	\$ 3373	\$ 3586	\$ 3799	\$ 4225	\$ 191
2522	2724	2777	2841	2884	2969	3054	3160	3373	3586	3799	4225	191
2522	2724	2777	2841	2884	2969	3054	3160	3373	3586	3799	4225	191
\$ 2622	\$ 2824	\$ 2877	\$ 2941	\$ 2984	\$ 3069	\$ 3154	\$ 3260	\$ 3473	\$ 3686	\$ 3899	\$ 4325	\$ 191
2622	2824	2877	2941	2984	3069	3154	3260	3473	3686	3899	4325	191
2622	2824	2877	2941	2984	3069	3154	3260	3473	3686	3899	4325	191

KENSINGTON MAPLE UPCHARGE

Kensington Maple requires extended leadtimes.

Model

All variations of Three Seat Add-on Models:

SOMACCCL	\$60
SOMACCCR	\$60
SPMACCCL	\$60
SPMACCCR	\$60

California TB133 Fire Safety Code

The above seating products can be manufactured as a Special Cost Request using the appropriate flame-retardant materials and fabric selections for compliance to California Technical Bulletin 133. Please contact KI customer service for fabric compliance. Not available with moisture barrier.

Model

All variations of Three Seat Add-on Models:

SOMACCCL	\$257
SOMACCCR	\$257
SPMACCCL	\$292
SPMACCCR	\$292

SPECIAL SERVICES

Special Carton Marking

With specially marked information N/C

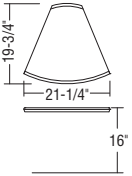
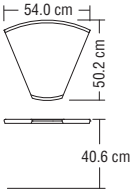
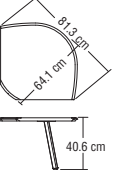
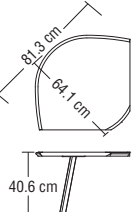
Shipping

Shipped **assembled freight prepaid f.o.b. High Point, North Carolina 27263** factory. Freight class #175.

Specifications and prices are subject to change without prior notice.

Soltice® Metal

Laminate Connecting Tables

MODEL	MODEL NUMBER						Approx. Packaged Weight
	Basic Model	Laminate Color	Edge Style	Edge Color	Frame Color	Glide Color	
 <p>45 Degree Connector Table-Inside (Laminate Top)</p> <p>SMCT</p>	SM45IN/L	<input type="checkbox"/> <input type="checkbox"/> <input type="checkbox"/>	<input type="checkbox"/> <input type="checkbox"/> <input type="checkbox"/>	<input type="checkbox"/> <input type="checkbox"/> <input type="checkbox"/>			30.0#
 <p>45 Degree Connector Table-Outside (Laminate Top)</p> <p>SMCT</p>	SM45OUT/L	<input type="checkbox"/> <input type="checkbox"/> <input type="checkbox"/>	<input type="checkbox"/> <input type="checkbox"/> <input type="checkbox"/>	<input type="checkbox"/> <input type="checkbox"/> <input type="checkbox"/>			30.0#
 <p>90 Degree Connector Table-Inside (Laminate Top)</p> <p>SMCT</p>	SM90IN/L	<input type="checkbox"/> <input type="checkbox"/> <input type="checkbox"/>	<input type="checkbox"/> <input type="checkbox"/> <input type="checkbox"/>	<input type="checkbox"/> <input type="checkbox"/> <input type="checkbox"/>	<input type="checkbox"/> <input type="checkbox"/>	<input type="checkbox"/> <input type="checkbox"/>	35.0#
 <p>90 Degree Connector Table-Outside (Laminate Top)</p> <p>SMCT</p>	SM90OUT/L	<input type="checkbox"/> <input type="checkbox"/> <input type="checkbox"/>	<input type="checkbox"/> <input type="checkbox"/> <input type="checkbox"/>	<input type="checkbox"/> <input type="checkbox"/> <input type="checkbox"/>	<input type="checkbox"/> <input type="checkbox"/>	<input type="checkbox"/> <input type="checkbox"/>	35.0#
	A	B	C	D	E	F	

HOW TO ORDER

Indicate the following information on order form:

- Quantity of each item.
- Model number, including options. See "How To Build a Model Number".
- Any special service required.

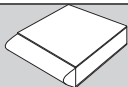
Note: • The indicates that a choice is required.

- The absence of the indicates that no choice is required.
- Alpha-numeric characters in place of indicate that no other alternatives are available.

HOW TO BUILD A MODEL NUMBER

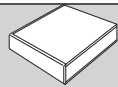
NGNT - Natural (Cream)

- A** Select basic model.
- B** Select laminate color.
Refer to color addendum at ki.com or KI Fabrics & Finishes binder.
- C** Select edge style.
 WD - WD edge
 74P - 74P edge
- D** Select edge color.
Refer to color addendum at ki.com or KI Fabrics & Finishes binder.
Edge color offerings are based on edge style selections.
- E** Select frame color.
Refer to color addendum at ki.com or KI Fabrics & Finishes binder.
- F** Select nylon glide color.
 NGFN - Flannel (Dark Grey)



Wood Edge
(WD)

\$ 649



74P Edge
(74P)

\$ 504

\$ 649

\$ 504

\$ 1143

\$ 546

\$ 1143

\$ 546

KENSINGTON MAPLE UPCHARGE

Kensington Maple requires extended leadtimes.

Model	
SM45IN/L	\$44
SM45OUT/L	\$44
SM90IN/L	\$63
SM90OUT/L	\$63
SMCCT/L	\$37
SMETL/L	\$53
SMETR/L	\$53

SPECIAL SERVICES

Special Carton Marking

With specially marked information N/C

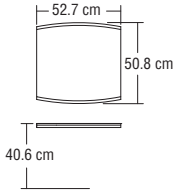
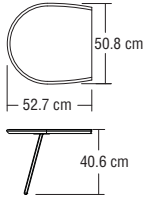
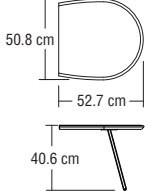
Shipping

Shipped **assembled freight prepaid f.o.b. High Point, North Carolina 27263** factory. Freight class #175.

Specifications and prices are subject to change without prior notice.

Soltice[®] Metal

Laminate Connecting Tables

MODEL	MODEL NUMBER						Approx. Packaged Weight
	Basic Model	Laminate Color	Edge Style	Edge Color	Frame Color	Glide Color	
 <p>Center Connection Table (Laminate Top)</p>	SMCCT/L	□□□	□□□	□□□			30.0#
SMCT							
 <p>End Table-Left Facing (Laminate Top)</p>	SMETL/L	□□□	□□□	□□□	□□	□□	30.0#
SMCT							
 <p>End Table-Right Facing (Laminate Top)</p>	SMETR/L	□□□	□□□	□□□	□□	□□	30.0#
SMCT							
		A	B	C	D	E	F

HOW TO ORDER

Indicate the following information on order form:

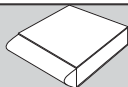
- Quantity of each item.
- Model number, including options. See "How To Build a Model Number".
- Any special service required.

Note: • The □ indicates that a choice is required.

- The absence of the □ indicates that no choice is required.
- Alpha-numeric characters in place of □ indicate that no other alternatives are available.

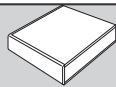
HOW TO BUILD A MODEL NUMBER

- A** Select basic model.
- B** Select laminate color.
Refer to color addendum at ki.com or KI Fabrics & Finishes binder.
- C** Select edge style.
74P - 74P edge
WD - WD edge
- D** Select edge color.
Refer to color addendum at ki.com or KI Fabrics & Finishes binder.
Edge color offerings are based on edge style selections.
- E** Select frame color.
Refer to color addendum at ki.com or KI Fabrics & Finishes binder.
- F** Select nylon glide color.
NGFN - Flannel (Dark Grey)
NGNT - Natural (Cream)



Wood Edge
(WD)

\$ 647



74P Edge
(74P)

\$ 491

\$ 667

\$ 478

\$ 667

\$ 478

KENSINGTON MAPLE UPCHARGE

Kensington Maple requires extended leadtimes.

Model	
SM45IN/L	\$44
SM45OUT/L	\$44
SM90IN/L	\$63
SM90OUT/L	\$63
SMCCT/L	\$37
SMETL/L	\$53
SMETR/L	\$53

SPECIAL SERVICES

Special Carton Marking

With specially marked information N/C

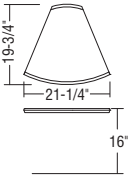
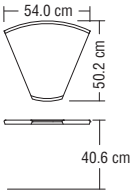
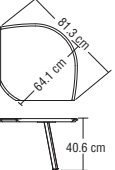
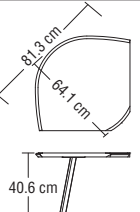
Shipping

Shipped **assembled freight prepaid f.o.b. High Point, North Carolina 27263** factory. Freight class #175.

Specifications and prices are subject to change without prior notice.

Soltice[®] Metal

Veneer Connecting Tables

MODEL	MODEL NUMBER				Approx. Packaged Weight
	Basic Model	Surface Finish	Frame Color	Glide Color	
 <p>45 Degree Connector Table-Inside (Veneer)</p>	SM45IN/V	<input type="checkbox"/> <input type="checkbox"/> <input type="checkbox"/>			30.0#
SMCT					
 <p>45 Degree Connector Table-Outside (Veneer)</p>	SM45OUT/V	<input type="checkbox"/> <input type="checkbox"/> <input type="checkbox"/>			30.0#
SMCT					
 <p>90 Degree Connector Table-Inside (Veneer)</p>	SM90IN/V	<input type="checkbox"/> <input type="checkbox"/> <input type="checkbox"/>	<input type="checkbox"/> <input type="checkbox"/>	<input type="checkbox"/> <input type="checkbox"/>	35.0#
SMCT					
 <p>90 Degree Connector Table-Outside (Veneer)</p>	SM90OUT/V	<input type="checkbox"/> <input type="checkbox"/> <input type="checkbox"/>	<input type="checkbox"/> <input type="checkbox"/>	<input type="checkbox"/> <input type="checkbox"/>	35.0#
SMCT					

A **B** **C** **D**

HOW TO ORDER

Indicate the following information on order form:

- Quantity of each item.
- Model number, including options. See "How To Build a Model Number".
- Any special service required.

Note: • The indicates that a choice is required.

- The absence of the indicates that no choice is required.
- Alpha-numeric characters in place of indicate that no other alternatives are available.

HOW TO BUILD A MODEL NUMBER

- A** Select basic model.
- B** Select surface finish.
Refer to color addendum at ki.com or KI Fabrics & Finishes binder.
- C** Select frame color.
Refer to color addendum at ki.com or KI Fabrics & Finishes binder.
- D** Select nylon glide color.
- | | |
|-------------|-----------------------|
| NGFN | - Flannel (Dark Grey) |
| NGNT | - Natural (Cream) |



Delivered
Pricing
\$ 801

\$ 801

\$ 954

\$ 954

KENSINGTON MAPLE UPCHARGE

Kensington Maple requires extended leadtimes.
Model

SM45IN/V	\$44
SM45OUT/V	\$44
SM90IN/V	\$63
SM90OUT/V	\$63
SMCCT/V	\$37
SMETL/V	\$53
SMETR/V	\$53

SPECIAL SERVICES

Special Carton Marking

With specially marked information N/C

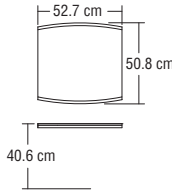
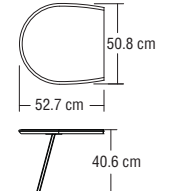
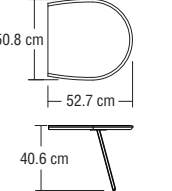
Shipping

Shipped **assembled freight prepaid f.o.b. High Point, North Carolina 27263** factory. Freight class #175.

Specifications and prices are subject to change without prior notice.

Soltice[®] Metal

Veneer Connecting Tables

MODEL	MODEL NUMBER				Approx. Packaged Weight
	Basic Model	Surface Finish	Frame Color	Glide Color	
 <p>Center Connection Table (Veneer)</p>	SMCCT/V	<input type="checkbox"/> <input type="checkbox"/> <input type="checkbox"/>			30.0#
SMCT					
 <p>End Table-Left Facing (Veneer)</p>	SMETL/V	<input type="checkbox"/> <input type="checkbox"/> <input type="checkbox"/>	<input type="checkbox"/> <input type="checkbox"/>	<input type="checkbox"/> <input type="checkbox"/>	30.0#
SMCT					
 <p>End Table-Right Facing (Veneer)</p>	SMETR/V	<input type="checkbox"/> <input type="checkbox"/> <input type="checkbox"/>	<input type="checkbox"/> <input type="checkbox"/>	<input type="checkbox"/> <input type="checkbox"/>	30.0#
SMCT					

A **B** **C** **D**

HOW TO ORDER

Indicate the following information on order form:

- Quantity of each item.
- Model number, including options. See "How To Build a Model Number".
- Any special service required.

Note: • The indicates that a choice is required.

- The absence of the indicates that no choice is required.
- Alpha-numeric characters in place of indicate that no other alternatives are available.

HOW TO BUILD A MODEL NUMBER

- A** Select basic model.
- B** Select surface finish.
Refer to color addendum at ki.com or KI Fabrics & Finishes binder.
- C** Select frame color.
Refer to color addendum at ki.com or KI Fabrics & Finishes binder.
- D** Select nylon glide color.

NGFN	- Flannel (Dark Grey)
NGNT	- Natural (Cream)



Delivered
Pricing

\$ 710

\$ 703

\$ 703

KENSINGTON MAPLE UPCHARGE

Kensington Maple requires extended leadtimes.
Model

SM45IN/V	\$44
SM45OUT/V	\$44
SM90IN/V	\$63
SM90OUT/V	\$63
SMCCT/V	\$37
SMETL/V	\$53
SMETR/V	\$53

SPECIAL SERVICES

Special Carton Marking

With specially marked information N/C

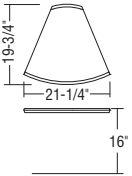
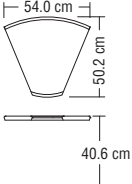
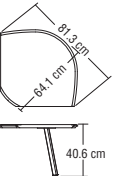
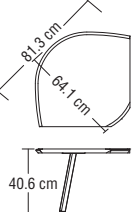
Shipping

Shipped **assembled freight prepaid f.o.b. High Point, North Carolina 27263** factory. Freight class #175.

Specifications and prices are subject to change without prior notice.

Soltice[®] Metal

Solid Surface Connecting Tables

MODEL	MODEL NUMBER			Approx. Packaged Weight
	Basic Model	Frame Color	Glide Color	
 <p>45 Degree Connector Table-Inside (Solid Surface)</p> <ul style="list-style-type: none"> Solid surface color is always Corian™ glacier white. 	SM45IN/S			30.0#
SMCT				
 <p>45 Degree Connector Table-Outside (Solid Surface)</p> <ul style="list-style-type: none"> Solid surface color is always Corian™ glacier white. 	SM45OUT/S			30.0#
SMCT				
 <p>90 Degree Connector Table-Inside (Solid Surface)</p> <ul style="list-style-type: none"> Solid surface color is always Corian™ glacier white. 	SM90IN/S	<input type="checkbox"/>	<input type="checkbox"/>	35.0#
SMCT				
 <p>90 Degree Connector Table-Outside (Solid Surface)</p> <ul style="list-style-type: none"> Solid surface color is always Corian™ glacier white. 	SM90OUT/S	<input type="checkbox"/>	<input type="checkbox"/>	35.0#
SMCT				

A **B** **C**

HOW TO ORDER

Indicate the following information on order form:

- Quantity of each item.
- Model number, including options. See "How To Build a Model Number".
- Any special service required.

Note: • The indicates that a choice is required.

- The absence of the indicates that no choice is required.
- Alpha-numeric characters in place of indicate that no other alternatives are available.

HOW TO BUILD A MODEL NUMBER

- A** Select basic model.
- B** Select frame color.
Refer to color addendum at ki.com or KI Fabrics & Finishes binder.
- C** Select nylon glide color.
- | | |
|-------------|-----------------------|
| NGFN | - Flannel (Dark Grey) |
| NGNT | - Natural (Cream) |



Delivered
Pricing
\$ 1015

\$ 1015

\$ 1327

\$ 1327

SPECIAL SERVICES

Special Carton Marking

With specially marked information N/C

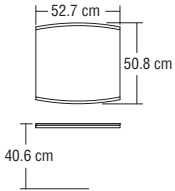
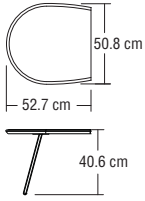
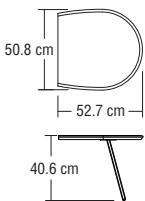
Shipping

Shipped **assembled freight prepaid f.o.b. High Point, North Carolina 27263** factory. Freight class #175.

Specifications and prices are subject to change without prior notice.

Soltice[®] Metal

Solid Surface Connecting Tables

MODEL	MODEL NUMBER			Approx. Packaged Weight
	Basic Model	Frame Color	Glide Color	
 <p>Center Connection Table (Solid Surface)</p> <ul style="list-style-type: none"> Solid surface color is always Corian™ glacier white. 	SMCCT/S			30.0#
SMCT				
 <p>End Table-Left Facing (Solid Surface)</p> <ul style="list-style-type: none"> Solid surface color is always Corian™ glacier white. 	SMETL/S	<input type="checkbox"/>	<input type="checkbox"/>	30.0#
SMCT				
 <p>End Table-Right Facing (Solid Surface)</p> <ul style="list-style-type: none"> Solid surface color is always Corian™ glacier white. 	SMETR/S	<input type="checkbox"/>	<input type="checkbox"/>	30.0#
SMCT				

A **B** **C**

HOW TO ORDER

Indicate the following information on order form:

- Quantity of each item.
- Model number, including options. See "How To Build a Model Number".
- Any special service required.

Note: • The indicates that a choice is required.

- The absence of the indicates that no choice is required.
- Alpha-numeric characters in place of indicate that no other alternatives are available.

HOW TO BUILD A MODEL NUMBER

- A** Select basic model.
- B** Select frame color.
Refer to color addendum at ki.com or KI Fabrics & Finishes binder.
- C** Select nylon glide color.
- | | |
|------|-----------------------|
| NGFN | - Flannel (Dark Grey) |
| NGNT | - Natural (Cream) |



Delivered
Pricing
\$ 1131

\$ 1108

\$ 1108

SPECIAL SERVICES

Special Carton Marking

With specially marked information N/C

Shipping

Shipped **assembled freight prepaid f.o.b. High Point, North Carolina 27263** factory. Freight class #175.

Specifications and prices are subject to change without prior notice.

Soltice[®] Metal

Lobby and Lounge Seating General Information



	Open Arm Lounge (SLOM23)	Open Arm Loveseat (SLOM33)	Open Arm Sofa (SLOM43)	Closed Arm Lounge (SLPM23)	Closed Arm Loveseat (SLPM33)	Closed Arm Sofa (SLPM43)
General Dimensions						
Seat width	22"	44"	66"	22"	44"	66"
Seat depth	19"	19"	19"	19"	19"	19"
Seat height	19"	19"	19"	19"	19"	19"
Arm width	2-1/4"	2-1/4"	2-1/4"	2-1/4"	2-1/4"	2-1/4"
Arm height	27"	27"	27"	27"	27"	27"
Overall Dimensions						
Width	26-1/2"	48-1/2"	70-1/2"	26-1/2"	48-1/2"	70-1/2"
Depth	29"	29"	29"	29"	29"	29"
Height	33-1/2"	33-1/2"	33-1/2"	33-1/2"	33-1/2"	33-1/2"

UPHOLSTERY INFORMATION

C.O.M. Fabric

For C.O.M. fabric sent to KI-High Point on multiple rolls, add an additional yard of fabric per roll to the yardage requirements. Multiple rolls have shorter pieces of fabric on them and do not allow nesting and stacking of the fabric to achieve the best yield as is done with one large roll. This results in yardage shortages and requests for additional fabric from the client, which can delay an order. For each roll that is sent, one yard needs to be added to one of the rolls, not separately.

Fabric Disclaimer

Fabric will be applied as swatched by the fabric manufacturer. Fabric that is required to be applied differently than is swatched will need a Special Cost Request written specifying the direction the fabric is to be applied. The posted standard lead time will apply to the Special Cost Request.

FINISH INFORMATION

SPECIAL FINISH MATCHES

KI can match special finish requests at an upcharge of \$66 List per item, up to 12 or a maximum charge of \$794 List per order per color. Special finish requests must be sent to your KI customer service representative.

Upon receipt from KI, the finishing department will prepare a "strike-off" which will be sent to the customer for approval.

The approval form accompanying the strike-off should be faxed to your KI customer service representative. Upon receipt of the signed approval form, KI will proceed with the order. Disapproved samples may be sent back to KI directly with an explanation of disapproval. A Special Finish Number (SFN) will be assigned to this finish sample for future reference or reorders.



**Ottoman
(SM20)**

General Dimensions

Seat width

Seat depth

Seat height

Arm width

Arm height

Overall Dimensions

Width 22-1/2"

Depth 22"

Height 18"

INFORMATION

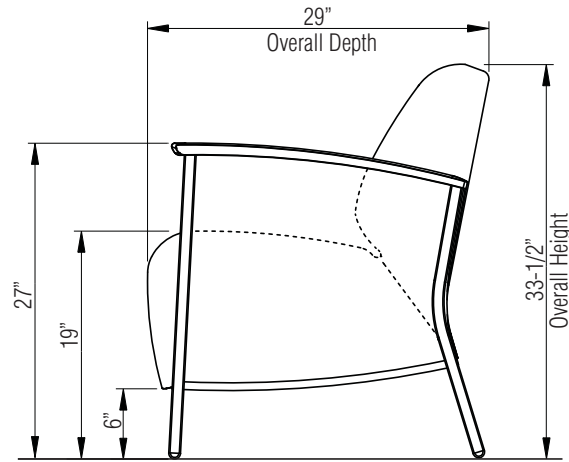
Warranty

Refer to KI Terms & Conditions document or visit ki.com

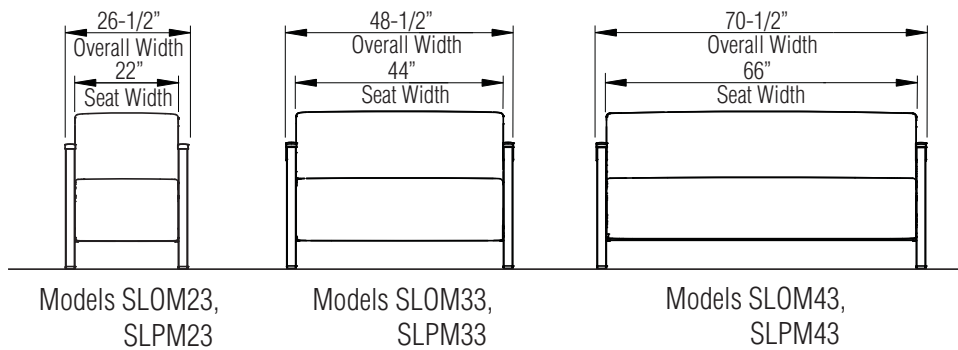
Soltice[®] Metal

Lobby and Lounge Seating General Information

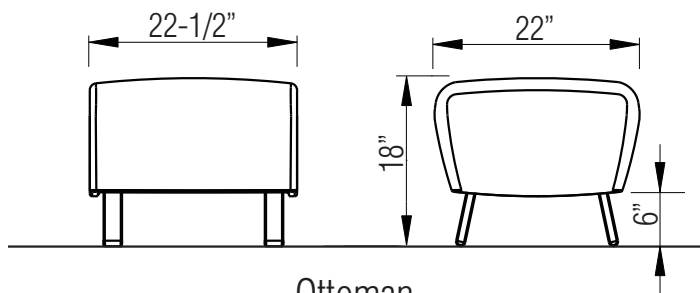
Lounge Seating (Open Arm/ Closed Arm)




Lounge Seating - All Models



Lounge Seating - Ottoman



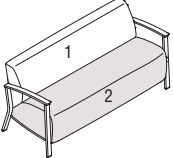


Ottoman
Model SM20



Soltice[®] Metal

Lobby and Lounge Seating

			MODEL NUMBER								Approx. Packaged Weight
Features	COM	Basic Model	Non-Contrast or Fabric Contrast 1	Fabric Contrast 2	Base Finish	Arm Cap	Wood Finish	Glide Color	Moisture Barrier		
	Non-contrast	2.5 yd	SLOM23/NC	□□□□		□□	□□	□□□□	□□	□□□□	65.0#
	Contrast		SLOM23/FC	□□□□	□□□□	□□	□□	□□□□	□□	□□□□	65.0#
<p>SMLS</p> <p>Lounge Chair (Open Arm)</p> <ul style="list-style-type: none"> • 1 = Back (Fabric Contrast 1) C.O.M. = 1.75 yd • 2 = Seat (Fabric Contrast 2) C.O.M. = 1.5 yd • W=26-1/2" D=29" H=33-1/2" 											
	Non-contrast	4.5 yd	SLOM33/NC	□□□□		□□	□□	□□□□	□□	□□□□	110.0#
	Contrast		SLOM33/FC	□□□□	□□□□	□□	□□	□□□□	□□	□□□□	110.0#
<p>SMLS</p> <p>Loveseat (Open Arm)</p> <ul style="list-style-type: none"> • 1 = Back (Fabric Contrast 1) C.O.M. = 3 yd • 2 = Seat (Fabric Contrast 2) C.O.M. = 2.5 yd • W=48-1/2" D=29" H=33-1/2" 											
	Non-contrast	6 yd	SLOM43/NC	□□□□		□□	□□	□□□□	□□	□□□□	135.0#
	Contrast		SLOM43/FC	□□□□	□□□□	□□	□□	□□□□	□□	□□□□	135.0#
<p>SMLS</p> <p>Sofa (Open Arm)</p> <ul style="list-style-type: none"> • 1 = Back (Fabric Contrast 1) C.O.M. = 3.5 yd • 2 = Seat (Fabric Contrast 2) C.O.M. = 2.75 yd • W=70-1/2" D=29" H=33-1/2" 											
			A	B	C	D	E	F	G	H	

HOW TO ORDER

Indicate the following information on order form:

- Quantity of each item.
- Model number, including options. See "How To Build a Model Number".
- Any special service required.

Note: • The □ indicates that a choice is required.

- The absence of the □ indicates that no choice is required.
- Alpha-numeric characters in place of □ indicate that no other alternatives are available.

HOW TO BUILD A MODEL NUMBER

- A** Select basic model.
- B** Select non-contrast or fabric contrast 1. Refer to color addendum at ki.com or KI Fabrics & Finishes binder.
- C** Select fabric contrast 2. Refer to color addendum at ki.com or KI Fabrics & Finishes binder.
- D** Select base finish color. Refer to color addendum at ki.com or KI Fabrics & Finishes binder.
- E** Select armcap option.

WAC	- Wood armcaps (pair)
SAC	- Solid surface armcaps; add \$525
PACBL	- Black poly; add \$85
PACSA	- Sand poly; add \$85
PACWG	- Warm Grey poly; add \$85

 Solid surface armcap color is always Corian™ white.
- F** Select wood finish color. Refer to color addendum at ki.com or KI Fabrics & Finishes binder. For Kensington Maple add upcharge.
- G** Select nylon glide color.

NGFN	- Flannel (Dark Grey)
NGNT	- Natural (Cream)
- H** Select moisture barrier.

MB	- Moisture barrier
NMB	- No moisture barrier

 See pricing column for moisture barrier upcharge.



Grade C.O.M.	Grade C	Grade D	Grade E & C.O.L.	Grade F	Grade G	Grade H	Grade I	Grade J	Grade K	Grade L Leather	Grade M Leather	Moisture Barrier add to list price
\$ 1595	\$ 1683	\$ 1706	\$ 1734	\$ 1752	\$ 1789	\$ 1826	\$ 1873	\$ 1965	\$ 2058	\$ 2150	\$ 2336	\$ 169
1649	1737	1760	1788	1806	1843	1880	1927	2019	2112	2204	2390	169
\$ 2104	\$ 2262	\$ 2304	\$ 2354	\$ 2387	\$ 2454	\$ 2521	\$ 2604	\$ 2771	\$ 2937	\$ 3104	\$ 3437	\$ 200
2185	2343	2385	2435	2468	2535	2602	2685	2852	3018	3185	3518	200
\$ 2587	\$ 2799	\$ 2854	\$ 2921	\$ 2965	\$ 3054	\$ 3143	\$ 3254	\$ 3476	\$ 3699	\$ 3921	\$ 4365	\$ 217
2689	2901	2956	3023	3067	3156	3245	3356	3578	3801	4023	4467	217

KENSINGTON MAPLE UPCHARGE

Kensington Maple requires extended leadtimes.

Model	
SLOM23	\$50
SLOM33	\$50
SLOM43	\$50
SLPM23	\$50
SLPM33	\$50
SLPM43	\$50

Compliance to TB133 Fire Safety Code

The above seating products can be manufactured as a Special Cost Request using the appropriate flame-retardant materials and fabric selections for compliance to California Technical Bulletin 133. Please contact KI customer service for fabric compliance. Not available with moisture barrier.

Model	
SLOM23	\$216
SLPM23	\$250
SLOM33	\$289
SLPM33	\$321
SLOM43	\$336
SLPM43	\$376
SM20	\$180

SPECIAL SERVICES

Special Carton Marking

With specially marked information N/C

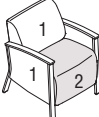

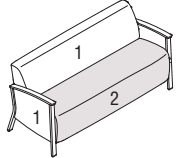
Shipping

Shipped **assembled freight prepaid f.o.b. High Point, North Carolina 27263** factory. Freight class #175.

Specifications and prices are subject to change without prior notice.

Soltice[®] Metal

Lobby and Lounge Seating

	Features	COM	MODEL NUMBER								Approx. Packaged Weight
			Basic Model	Non-Contrast or Fabric Contrast 1	Fabric Contrast 2	Base Finish	Arm Cap	Wood Finish	Glide Color	Moisture Barrier	
	Non-contrast	4 yd	SLPM23/NC	<input type="checkbox"/> <input type="checkbox"/> <input type="checkbox"/> <input type="checkbox"/>		<input type="checkbox"/> <input type="checkbox"/>	<input type="checkbox"/> <input type="checkbox"/>	<input type="checkbox"/> <input type="checkbox"/> <input type="checkbox"/> <input type="checkbox"/>	<input type="checkbox"/> <input type="checkbox"/>	<input type="checkbox"/> <input type="checkbox"/> <input type="checkbox"/> <input type="checkbox"/>	85.0#
	Contrast		SLPM23/FC	<input type="checkbox"/> <input type="checkbox"/> <input type="checkbox"/> <input type="checkbox"/>	<input type="checkbox"/> <input type="checkbox"/> <input type="checkbox"/> <input type="checkbox"/>	<input type="checkbox"/> <input type="checkbox"/>	<input type="checkbox"/> <input type="checkbox"/>	<input type="checkbox"/> <input type="checkbox"/> <input type="checkbox"/> <input type="checkbox"/>	<input type="checkbox"/> <input type="checkbox"/>	<input type="checkbox"/> <input type="checkbox"/> <input type="checkbox"/> <input type="checkbox"/>	85.0#
SMLS											
Lounge Chair (Closed Arm)											
<ul style="list-style-type: none"> 1 = Back and arms (Fabric Contrast 1) C.O.M. = 3 yd 2 = Seat (Fabric Contrast 2) C.O.M. = 1.5 yd W=26-1/2" D=29" H=33-1/2" 											
	Non-contrast	5.5 yd	SLPM33/NC	<input type="checkbox"/> <input type="checkbox"/> <input type="checkbox"/> <input type="checkbox"/>		<input type="checkbox"/> <input type="checkbox"/>	<input type="checkbox"/> <input type="checkbox"/>	<input type="checkbox"/> <input type="checkbox"/> <input type="checkbox"/> <input type="checkbox"/>	<input type="checkbox"/> <input type="checkbox"/>	<input type="checkbox"/> <input type="checkbox"/> <input type="checkbox"/> <input type="checkbox"/>	110.0#
	Contrast		SLPM33/FC	<input type="checkbox"/> <input type="checkbox"/> <input type="checkbox"/> <input type="checkbox"/>	<input type="checkbox"/> <input type="checkbox"/> <input type="checkbox"/> <input type="checkbox"/>	<input type="checkbox"/> <input type="checkbox"/>	<input type="checkbox"/> <input type="checkbox"/>	<input type="checkbox"/> <input type="checkbox"/> <input type="checkbox"/> <input type="checkbox"/>	<input type="checkbox"/> <input type="checkbox"/>	<input type="checkbox"/> <input type="checkbox"/> <input type="checkbox"/> <input type="checkbox"/>	110.0#
SMLS											
Loveseat (Closed Arm)											
<ul style="list-style-type: none"> 1 = Back and arms (Fabric Contrast 1) C.O.M. = 4.25 yd 2 = Seat (Fabric Contrast 2) C.O.M. = 2.5 yd W=48-1/2" D=29" H=33-1/2" 											
	Non-contrast	7.25 yd	SLPM43/NC	<input type="checkbox"/> <input type="checkbox"/> <input type="checkbox"/> <input type="checkbox"/>		<input type="checkbox"/> <input type="checkbox"/>	<input type="checkbox"/> <input type="checkbox"/>	<input type="checkbox"/> <input type="checkbox"/> <input type="checkbox"/> <input type="checkbox"/>	<input type="checkbox"/> <input type="checkbox"/>	<input type="checkbox"/> <input type="checkbox"/> <input type="checkbox"/> <input type="checkbox"/>	160.0#
	Contrast		SLPM43/FC	<input type="checkbox"/> <input type="checkbox"/> <input type="checkbox"/> <input type="checkbox"/>	<input type="checkbox"/> <input type="checkbox"/> <input type="checkbox"/> <input type="checkbox"/>	<input type="checkbox"/> <input type="checkbox"/>	<input type="checkbox"/> <input type="checkbox"/>	<input type="checkbox"/> <input type="checkbox"/> <input type="checkbox"/> <input type="checkbox"/>	<input type="checkbox"/> <input type="checkbox"/>	<input type="checkbox"/> <input type="checkbox"/> <input type="checkbox"/> <input type="checkbox"/>	160.0#
SMLS											
Sofa (Closed Arm)											
<ul style="list-style-type: none"> 1 = Back and arms (Fabric Contrast 1) C.O.M. = 4.75 yd 2 = Seat (Fabric Contrast 2) C.O.M. = 2.75 yd W=70-1/2" D=29" H=33-1/2" 											
			A	B	C	D	E	F	G	H	

HOW TO ORDER

Indicate the following information on order form:

- Quantity of each item.
- Model number, including options. See "How To Build a Model Number".
- Any special service required.

Note: • The indicates that a choice is required.

- The absence of the indicates that no choice is required.
- Alpha-numeric characters in place of indicate that no other alternatives are available.

HOW TO BUILD A MODEL NUMBER

A Select basic model.

B Select non-contrast or fabric contrast 1. Refer to color addendum at ki.com or KI Fabrics & Finishes binder.

C Select fabric contrast 2. Refer to color addendum at ki.com or KI Fabrics & Finishes binder.

D Select base finish color. Refer to color addendum at ki.com or KI Fabrics & Finishes binder.

E Select armcap option.

WAC - Wood armcaps (pair)
SAC - Solid surface armcaps; add \$525
PACBL - Black poly; add \$85
PACSA - Sand poly; add \$85
PACWG - Warm Grey poly; add \$85
 Solid surface armcap color is always Corian™ white.

F Select wood finish color. Refer to color addendum at ki.com or KI Fabrics & Finishes binder. For Kensington Maple add upcharge.

G Select nylon glide color.
NGFN - Flannel (Dark Grey)
NGNT - Natural (Cream)

H Select moisture barrier.
MB - Moisture barrier
NMB - No moisture barrier
 See pricing column for moisture barrier upcharge.



Grade C.O.M.	Grade C	Grade D	Grade E & C.O.L.	Grade F	Grade G	Grade H	Grade I	Grade J	Grade K	Grade L Leather	Grade M Leather	Moisture Barrier add to list price
\$ 1892	\$ 2006	\$ 2036	\$ 2072	\$ 2097	\$ 2145	\$ 2193	\$ 2253	\$ 2373	\$ 2494	\$ 2614	\$ 2855	\$ 185
1946	2060	2090	2126	2151	2199	2247	2307	2427	2548	2668	2909	185
\$ 2302	\$ 2495	\$ 2546	\$ 2607	\$ 2648	\$ 2730	\$ 2811	\$ 2913	\$ 3117	\$ 3320	\$ 3524	\$ 3932	\$ 212
2383	2576	2627	2688	2729	2811	2892	2994	3198	3401	3605	4013	212
\$ 2803	\$ 3058	\$ 3126	\$ 3206	\$ 3260	\$ 3367	\$ 3475	\$ 3609	\$ 3877	\$ 4146	\$ 4414	\$ 4951	\$ 232
2905	3160	3228	3308	3362	3469	3577	3711	3979	4248	4516	5053	232

KENSINGTON MAPLE UPCHARGE

Kensington Maple requires extended leadtimes.

Model	
SLOM23	\$50
SLOM33	\$50
SLOM43	\$50
SLPM23	\$50
SLPM33	\$50
SLPM43	\$50

Compliance to TB133 Fire Safety Code

The above seating products can be manufactured as a Special Cost Request using the appropriate flame-retardant materials and fabric selections for compliance to California Technical Bulletin 133. Please contact KI customer service for fabric compliance. Not available with moisture barrier.

Model	
SLOM23	\$216
SLPM23	\$250
SLOM33	\$289
SLPM33	\$321
SLOM43	\$336
SLPM43	\$376
SM20	\$180

SPECIAL SERVICES

Special Carton Marking

With specially marked information N/C


Shipping

Shipped **assembled freight prepaid f.o.b. High Point, North Carolina 27263** factory. Freight class #175.

Specifications and prices are subject to change without prior notice.

Soltice[®] Metal

Lobby and Lounge Seating

	MODEL	Features	COM	MODEL NUMBER					Approx. Packaged Weight
				Basic Model	Non-Contrast or Fabric Contrast 1	Base Finish	Glide Color	Moisture Barrier	
 <p>SMLS</p>	Lounge Ottoman • W=22-1/2" D=22" H=18"	Non-contrast	1.5 yd	SM20	□□□□	□□	□□	□□□□	35.0#
				A	B	C	D	E	

HOW TO ORDER

Indicate the following information on order form:

- Quantity of each item.
- Model number, including options. See "How To Build a Model Number".
- Any special service required.

Note: • The indicates that a choice is required.

- The absence of the indicates that no choice is required.
- Alpha-numeric characters in place of indicate that no other alternatives are available.

HOW TO BUILD A MODEL NUMBER

- A** Select basic model.
- B** Select non-contrast or fabric contrast 1. Refer to color addendum at ki.com or KI Fabrics & Finishes binder.
- C** Select base finish color. Refer to color addendum at ki.com or KI Fabrics & Finishes binder.
- D** Select nylon glide color.

NGFN	- Flannel (Dark Grey)
NGNT	- Natural (Cream)
- E** Select moisture barrier.

MB	- Moisture barrier
NMB	- No moisture barrier

See pricing column for moisture barrier upcharge.



Grade C.O.M.	Grade C	Grade D	Grade E & C.O.L.	Grade F	Grade G	Grade H	Grade I	Grade J	Grade K	Grade L Leather	Grade M Leather	Moisture Barrier add to list price
\$ 701	\$ 753	\$ 767	\$ 784	\$ 795	\$ 817	\$ 839	\$ 867	\$ 923	\$ 978	\$ 1034	\$ 1145	\$ 152

California TB133 Fire Safety Code

The above seating products can be manufactured as a Special Cost Request using the appropriate flame-retardant materials and fabric selections for compliance to California Technical Bulletin 133. Please contact KI customer service for fabric compliance. Not available with moisture barrier.

Model	
SLOM23	\$222
SLPM23	\$258
SLOM33	\$298
SLPM33	\$331
SLOM43	\$346
SLPM43	\$387
SM20	\$180

SPECIAL SERVICES

Special Carton Marking

With specially marked information N/C

Shipping


Shipped **assembled freight prepaid f.o.b. High Point, North Carolina 27263** factory. Freight class #175.

Specifications and prices are subject to change without prior notice.


Soltice® Metal

Occasional Tables General Information

Occasional Tables



Models 2201L, 2201V, 2201S
Diameter - 20"
Height - 16"




Models 2202L, 2202V, 2202S
Diameter - 24"
Height - 16"




Models 2203L, 2203V, 2203S
Diameter - 20"
Height - 22"




Models 2204L, 2204V, 2204S
Diameter - 24"
Height - 22"



Models 2205L, 2205V, 2205S
Diameter - 36"
Height - 16"



Models 2206L, 2206V, 2206S
Width - 20"
Depth - 20"
Height - 16"




Models 2207L, 2207V, 2207S
Width - 24"
Depth - 24"
Height - 16"




Models 2208L, 2208V, 2208S
Width - 20"
Depth - 20"
Height - 22"



Models 2209L, 2209V, 2209S
Width - 24"
Depth - 24"
Height - 22"

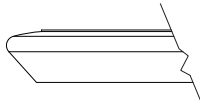


Models 2210L, 2210V
Width - 47"
Depth - 15"
Height - 30"

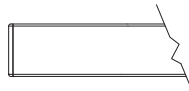


Models 2221L, 2221V, 2221S
Width - 42"
Depth - 24"
Height - 16"

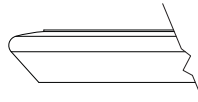
Occasional Table Edge Styles



Laminate top - Wood edge
(L-WD)



Laminate top - 74P edge
(L-74P)



Veneer top - Wood edge







Solid Surface top and edge



Soltice® Metal

Laminate Club Tables

	MODEL	W x D	MODEL NUMBER						Approx. Packaged Weight
			Basic Model	Base Finish	Laminate Color	Edge Style	Edge Color	Glide Color	
	Square Club Table (Laminate Top) - 16" High	20" x 20"	2206/L	<input type="checkbox"/>	<input type="checkbox"/>	<input type="checkbox"/>	<input type="checkbox"/>	<input type="checkbox"/>	30.0#
SMFT									
	Square Club Table (Laminate Top) - 22" High	20" x 20"	2208/L	<input type="checkbox"/>	<input type="checkbox"/>	<input type="checkbox"/>	<input type="checkbox"/>	<input type="checkbox"/>	35.0#
SMFT									
	Round Club Table (Laminate Top) - 16" High	20" Diameter	2201/L	<input type="checkbox"/>	<input type="checkbox"/>	<input type="checkbox"/>	<input type="checkbox"/>	<input type="checkbox"/>	30.0#
SMFT									
	Round Club Table (Laminate Top) - 22" High	20" Diameter	2203/L	<input type="checkbox"/>	<input type="checkbox"/>	<input type="checkbox"/>	<input type="checkbox"/>	<input type="checkbox"/>	32.0#
SMFT									
			A	B	C	D	E	F	

HOW TO ORDER

Indicate the following information on order form:

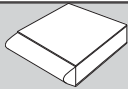
- Quantity of each item.
- Model number, including options. See "How To Build a Model Number".
- Any special service required.

Note: • The indicates that a choice is required.

- The absence of the indicates that no choice is required.
- Alpha-numeric characters in place of indicate that no other alternatives are available.

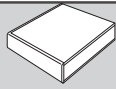
HOW TO BUILD A MODEL NUMBER

- A** Select basic model.
- B** Select base finish.
Refer to color addendum at ki.com or KI Fabrics & Finishes binder.
- C** Select laminate color.
Refer to color addendum at ki.com or KI Fabrics & Finishes binder.
- D** Select edge style.
74P - 74P edge
WD - WD edge
- E** Select edge color.
Refer to color addendum at ki.com or KI Fabrics & Finishes binder.
Edge color offerings are based on edge style selections.
- F** Select nylon glide color.
NGFN - Flannel (Dark Grey)
NGNT - Natural (Cream)



Wood Edge
(WD)

\$ 752



74P Edge
(74P)

\$ 552

\$ 769

\$ 629

\$ 709

\$ 604

\$ 727

\$ 623

KENSINGTON MAPLE UPCHARGE

Kensington Maple requires extended leadtimes.
Model

2201/L-WD	\$75
2202/L-WD	\$100
2203/L-WD	\$75
2204/L-WD	\$100
2205/L-WD	\$150
2206/L-WD	\$75
2207/L-WD	\$100
2208/L-WD	\$75
2209/L-WD	\$100
2210/L-WD	\$195
2221/L-WD	\$150

SPECIAL SERVICES

Special Carton Marking

With specially marked information N/C





Shipping

Shipped **assembled freight prepaid f.o.b. High Point, North Carolina 27263** factory. Freight class #175.

Specifications and prices are subject to change without prior notice.

Soltice® Metal

Laminate Lamp Tables

	MODEL	W x D	MODEL NUMBER						Approx. Packaged Weight
			Basic Model	Base Finish	Laminate Color	Edge Style	Edge Color	Glide Color	
 SMFT	Square Lamp Table (Laminate Top) - 16" High	24" x 24"	2207/L	<input type="checkbox"/>	<input type="checkbox"/>	<input type="checkbox"/>	<input type="checkbox"/>	<input type="checkbox"/>	40.0#
 SMFT	Square Lamp Table (Laminate Top) - 22" High	24" x 24"	2209/L	<input type="checkbox"/>	<input type="checkbox"/>	<input type="checkbox"/>	<input type="checkbox"/>	<input type="checkbox"/>	40.0#
 SMFT	Round Lamp Table (Laminate Top) - 16" High	24" Diameter	2202/L	<input type="checkbox"/>	<input type="checkbox"/>	<input type="checkbox"/>	<input type="checkbox"/>	<input type="checkbox"/>	35.0#
 SMFT	Round Lamp Table (Laminate Top) - 22" High	24" Diameter	2204/L	<input type="checkbox"/>	<input type="checkbox"/>	<input type="checkbox"/>	<input type="checkbox"/>	<input type="checkbox"/>	50.0#

A **B** **C** **D** **E** **F**

HOW TO ORDER

Indicate the following information on order form:

- Quantity of each item.
- Model number, including options. See "How To Build a Model Number".
- Any special service required.

Note: • The indicates that a choice is required.

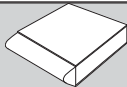
- The absence of the indicates that no choice is required.
- Alpha-numeric characters in place of indicate that no other alternatives are available.

HOW TO BUILD A MODEL NUMBER

- A** Select basic model.
- B** Select base finish.
Refer to color addendum at ki.com or KI Fabrics & Finishes binder.
- C** Select laminate color.
Refer to color addendum at ki.com or KI Fabrics & Finishes binder.
- D** Select edge style.

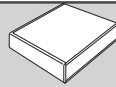
WD	- WD edge
74P	- 74P edge
- E** Select edge color.
Refer to color addendum at ki.com or KI Fabrics & Finishes binder.
Edge color offerings are based on edge style selections.
- F** Select nylon glide color.

NGFN	- Flannel (Dark Grey)
NGNT	- Natural (Cream)



Wood Edge
(WD)

\$ 836



74P Edge
(74P)

\$ 673

\$ 853

\$ 656

\$ 780

\$ 631

\$ 797

\$ 650

KENSINGTON MAPLE UPCHARGE

Kensington Maple requires extended leadtimes.
Model

2201/L-WD	\$75
2202/L-WD	\$100
2203/L-WD	\$75
2204/L-WD	\$100
2205/L-WD	\$150
2206/L-WD	\$75
2207/L-WD	\$100
2208/L-WD	\$75
2209/L-WD	\$100
2210/L-WD	\$195
2221/L-WD	\$150

SPECIAL SERVICES

Special Carton Marking

With specially marked information N/C

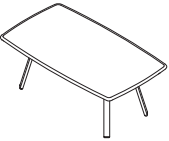


Shipping

Shipped **assembled freight prepaid f.o.b. High Point, North Carolina 27263** factory. Freight class #175.

Specifications and prices are subject to change without prior notice.

Soltice® Metal

Laminate Coffee & Console Tables

	MODEL	W x D	MODEL NUMBER							Approx. Packaged Weight
			Basic Model	Base Finish	Laminate Color	Edge Style	Edge Color	Shelf Edge Color	Glide Color	
 SMFT	Rectangle Coffee Table (Laminate Top) - 16" High	42" x 24"	2221/L	<input type="checkbox"/>	<input type="checkbox"/>	<input type="checkbox"/>	<input type="checkbox"/>	<input type="checkbox"/>	<input type="checkbox"/>	60.0#
 SMFT	Round Coffee Table (Laminate Top) - 16" High	36" Diameter	2205/L	<input type="checkbox"/>	<input type="checkbox"/>	<input type="checkbox"/>	<input type="checkbox"/>	<input type="checkbox"/>	65.0#	
 SMFT	Console Table (Laminate Top) - 30" High	47" x 15"	2210/L	<input type="checkbox"/>	<input type="checkbox"/>	<input type="checkbox"/>	<input type="checkbox"/>	<input type="checkbox"/>	<input type="checkbox"/>	65.0#

A **B** **C** **D** **E** **F** **G**

HOW TO ORDER

Indicate the following information on order form:

- Quantity of each item.
- Model number, including options. See "How To Build a Model Number".
- Any special service required.

Note: • The indicates that a choice is required.

- The absence of the indicates that no choice is required.
- Alpha-numeric characters in place of indicate that no other alternatives are available.

HOW TO BUILD A MODEL NUMBER

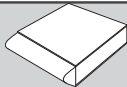
- A** Select basic model.
- B** Select base finish.
Refer to color addendum at ki.com or KI Fabrics & Finishes binder.
- C** Select laminate color.
Refer to color addendum at ki.com or KI Fabrics & Finishes binder.
- D** Select edge style.

WD	- WD edge
74P	- 74P edge
- E** Select edge color.
Refer to color addendum at ki.com or KI Fabrics & Finishes binder.
Edge color offerings are based on edge style selections.
- F** Select lower shelf edge color.
Refer to color addendum at ki.com or KI Fabrics & Finishes binder.

Lower shelf has 74P edge and requires color pick when wood edge is selected for laminate top.

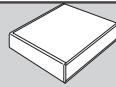
- G** Select nylon glide color.

NGFN	- Flannel (Dark Grey)
NGNT	- Natural (Cream)



Wood Edge
(WD)

\$ 1150



74P Edge
(74P)

\$ 868

\$ 1155

\$ 856

\$ 1386

\$ 1200

KENSINGTON MAPLE UPCHARGE

Kensington Maple requires extended leadtimes.
Model

2201/L-WD	\$75
2202/L-WD	\$100
2203/L-WD	\$75
2204/L-WD	\$100
2205/L-WD	\$150
2206/L-WD	\$75
2207/L-WD	\$100
2208/L-WD	\$75
2209/L-WD	\$100
2210/L-WD	\$195
2221/L-WD	\$150

SPECIAL SERVICES

Special Carton Marking

With specially marked information N/C





Shipping

Shipped **assembled freight prepaid f.o.b. High Point, North Carolina 27263** factory. Freight class #175.

Specifications and prices are subject to change without prior notice.

Soltice[®] Metal

Veneer Club Tables

	MODEL	W x D	MODEL NUMBER				Approx. Packaged Weight
			Basic Model	Base Finish	Surface Finish	Glide Color	
 SMFT	Square Club Table (Veneer Top) - 16" High	20" x 20"	2206/V	<input type="checkbox"/> <input type="checkbox"/>	<input type="checkbox"/> <input type="checkbox"/> <input type="checkbox"/> <input type="checkbox"/>	<input type="checkbox"/> <input type="checkbox"/>	30.0#
 SMFT	Square Club Table (Veneer Top) - 22" High	20" x 20"	2208/V	<input type="checkbox"/> <input type="checkbox"/>	<input type="checkbox"/> <input type="checkbox"/> <input type="checkbox"/> <input type="checkbox"/>	<input type="checkbox"/> <input type="checkbox"/>	35.0#
 SMFT	Round Club Table (Veneer Top) - 16" High	20" Diameter	2201/V	<input type="checkbox"/> <input type="checkbox"/>	<input type="checkbox"/> <input type="checkbox"/> <input type="checkbox"/> <input type="checkbox"/>	<input type="checkbox"/> <input type="checkbox"/>	30.0#
 SMFT	Round Club Table (Veneer Top) - 22" High	20" Diameter	2203/V	<input type="checkbox"/> <input type="checkbox"/>	<input type="checkbox"/> <input type="checkbox"/> <input type="checkbox"/> <input type="checkbox"/>	<input type="checkbox"/> <input type="checkbox"/>	32.0#
			A	B	C	D	

HOW TO ORDER

Indicate the following information on order form:

- Quantity of each item.
- Model number, including options. See "How To Build a Model Number".
- Any special service required.

Note: • The indicates that a choice is required.

- The absence of the indicates that no choice is required.
- Alpha-numeric characters in place of indicate that no other alternatives are available.

HOW TO BUILD A MODEL NUMBER

- A** Select basic model.
- B** Select base finish.
Refer to color addendum at ki.com or KI Fabrics & Finishes binder.
- C** Select surface finish.
Refer to color addendum at ki.com or KI Fabrics & Finishes binder.
- D** Select nylon glide color.
- | | |
|-------------|-----------------------|
| NGFN | - Flannel (Dark Grey) |
| NGNT | - Natural (Cream) |



Delivered
Pricing
\$ 814

\$ 831

\$ 897

\$ 914

KENSINGTON MAPLE UPCHARGE

Kensington Maple requires extended leadtimes.
Model

2201/V	\$75
2202/V	\$100
2203/V	\$75
2204/V	\$100
2205/V	\$150
2206/V	\$75
2207/V	\$100
2208/V	\$75
2209/V	\$100
2210/V	\$195
2221/V	\$150

SPECIAL SERVICES

Special Carton Marking

With specially marked information N/C





Shipping

Shipped **assembled freight prepaid f.o.b. High Point, North Carolina 27263** factory. Freight class #175.

Specifications and prices are subject to change without prior notice.

Soltice[®] Metal

Veneer Lamp Tables

	MODEL	W x D	MODEL NUMBER				Approx. Packaged Weight
			Basic Model	Base Finish	Surface Finish	Glide Color	
 SMFT	Square Lamp Table (Veneer Top) - 16" High	24" x 24"	2207/V	<input type="checkbox"/> <input type="checkbox"/>	<input type="checkbox"/> <input type="checkbox"/> <input type="checkbox"/> <input type="checkbox"/>	<input type="checkbox"/> <input type="checkbox"/>	40.0#
 SMFT	Square Lamp Table (Veneer Top) - 22" High	24" x 24"	2209/V	<input type="checkbox"/> <input type="checkbox"/>	<input type="checkbox"/> <input type="checkbox"/> <input type="checkbox"/> <input type="checkbox"/>	<input type="checkbox"/> <input type="checkbox"/>	40.0#
 SMFT	Round Lamp Table (Veneer Top) - 16" High	24" Diameter	2202/V	<input type="checkbox"/> <input type="checkbox"/>	<input type="checkbox"/> <input type="checkbox"/> <input type="checkbox"/> <input type="checkbox"/>	<input type="checkbox"/> <input type="checkbox"/>	35.0#
 SMFT	Round Lamp Table (Veneer Top) - 22" High	24" Diameter	2204/V	<input type="checkbox"/> <input type="checkbox"/>	<input type="checkbox"/> <input type="checkbox"/> <input type="checkbox"/> <input type="checkbox"/>	<input type="checkbox"/> <input type="checkbox"/>	50.0#
			A	B	C	D	

HOW TO ORDER

Indicate the following information on order form:

- Quantity of each item.
- Model number, including options. See "How To Build a Model Number".
- Any special service required.

Note: • The indicates that a choice is required.

- The absence of the indicates that no choice is required.
- Alpha-numeric characters in place of indicate that no other alternatives are available.

HOW TO BUILD A MODEL NUMBER

- A** Select basic model.
- B** Select base finish.
Refer to color addendum at ki.com or KI Fabrics & Finishes binder.
- C** Select surface finish.
Refer to color addendum at ki.com or KI Fabrics & Finishes binder.
- D** Select nylon glide color.
- | | |
|-------------|-----------------------|
| NGFN | - Flannel (Dark Grey) |
| NGNT | - Natural (Cream) |



Delivered
Pricing

\$ 889

\$ 906

\$ 971

\$ 987

KENSINGTON MAPLE UPCHARGE

Kensington Maple requires extended
leadtimes.
Model

2201/V	\$75
2202/V	\$100
2203/V	\$75
2204/V	\$100
2205/V	\$150
2206/V	\$75
2207/V	\$100
2208/V	\$75
2209/V	\$100
2210/V	\$195
2221/V	\$150

SPECIAL SERVICES

Special Carton Marking

With specially marked information N/C




Shipping

Shipped **assembled freight prepaid f.o.b. High Point, North Carolina 27263** factory. Freight class #175.

Specifications and prices are subject to change without prior notice.

Soltice[®] Metal

Veneer Coffee & Console Tables

	MODEL	W x D	MODEL NUMBER				Approx. Packaged Weight
			Basic Model	Base Finish	Surface Finish	Glide Color	
 SMFT	Rectangle Coffee Table (Veneer Top) - 16" High	42" x 24"	2221/V	<input type="checkbox"/> <input type="checkbox"/>	<input type="checkbox"/> <input type="checkbox"/> <input type="checkbox"/>	<input type="checkbox"/> <input type="checkbox"/>	60.0#
 SMFT	Round Coffee Table (Veneer Top) - 16" High	36" Diameter	2205/V	<input type="checkbox"/> <input type="checkbox"/>	<input type="checkbox"/> <input type="checkbox"/> <input type="checkbox"/>	<input type="checkbox"/> <input type="checkbox"/>	65.0#
 SMFT	Console Table (Veneer Top) - 30" High	47" x 15"	2210/V	<input type="checkbox"/> <input type="checkbox"/>	<input type="checkbox"/> <input type="checkbox"/> <input type="checkbox"/>	<input type="checkbox"/> <input type="checkbox"/>	65.0#

A **B** **C** **D**

HOW TO ORDER

Indicate the following information on order form:

1. Quantity of each item.
2. Model number, including options. See "How To Build a Model Number".
3. Any special service required.

Note: • The indicates that a choice is required.

- The absence of the indicates that no choice is required.
- Alpha-numeric characters in place of indicate that no other alternatives are available.

HOW TO BUILD A MODEL NUMBER

- A** Select basic model.
- B** Select base finish.
Refer to color addendum at ki.com or KI Fabrics & Finishes binder.
- C** Select surface finish.
Refer to color addendum at ki.com or KI Fabrics & Finishes binder.
- D** Select nylon glide color.

NGFN	- Flannel (Dark Grey)
NGNT	- Natural (Cream)



Delivered
Pricing
\$ 1044

\$ 1184

\$ 1589

KENSINGTON MAPLE UPCHARGE

Kensington Maple requires extended leadtimes.
Model

2201/V	\$75
2202/V	\$100
2203/V	\$75
2204/V	\$100
2205/V	\$150
2206/V	\$75
2207/V	\$100
2208/V	\$75
2209/V	\$100
2210/V	\$195
2221/V	\$150

SPECIAL SERVICES

Special Carton Marking

With specially marked information N/C





Shipping

Shipped **assembled freight prepaid f.o.b. High Point, North Carolina 27263** factory. Freight class #175.

Specifications and prices are subject to change without prior notice.

Soltice[®] Metal

Solid Surface Club Tables

	MODEL	W x D	MODEL NUMBER			Approx. Packaged Weight
			Basic Model	Base Finish	Glide Color	
 SMFT	Square Club Table (Solid Surface Top) - 16" High • Solid surface color is always Corian™ glacier white.	20" x 20"	2206/S	<input type="checkbox"/>	<input type="checkbox"/>	30.0#
 SMFT	Square Club Table (Solid Surface Top) - 22" High • Solid surface color is always Corian™ glacier white.	20" x 20"	2208/S	<input type="checkbox"/>	<input type="checkbox"/>	35.0#
 SMFT	Round Club Table (Solid Surface Top) - 16" High • Solid surface color is always Corian™ glacier white.	20" Diameter	2201/S	<input type="checkbox"/>	<input type="checkbox"/>	30.0#
 SMFT	Round Club Table (Solid Surface Top) - 22" High • Solid surface color is always Corian™ glacier white.	20" Diameter	2203/S	<input type="checkbox"/>	<input type="checkbox"/>	32.0#

A **B** **C**

HOW TO ORDER

Indicate the following information on order form:

- Quantity of each item.
- Model number, including options. See "How To Build a Model Number".
- Any special service required.

Note: • The indicates that a choice is required.

- The absence of the indicates that no choice is required.
- Alpha-numeric characters in place of indicate that no other alternatives are available.

HOW TO BUILD A MODEL NUMBER

- A** Select basic model.
- B** Select base finish.
Refer to color addendum at ki.com or KI Fabrics & Finishes binder.
- C** Select nylon glide color.
- | | |
|------|-----------------------|
| NGFN | - Flannel (Dark Grey) |
| NGNT | - Natural (Cream) |



Delivered
Pricing
\$ 1184

\$ 1208

\$ 1184

\$ 1208

SPECIAL SERVICES

Special Carton Marking

With specially marked information N/C





Shipping

Shipped **assembled freight prepaid f.o.b. High Point, North Carolina 27263** factory. Freight class #175.

Specifications and prices are subject to change without prior notice.

Soltice[®] Metal

Solid Surface Lamp Tables

	MODEL	W x D	MODEL NUMBER			Approx. Packaged Weight
			Basic Model	Base Finish	Glide Color	
 SMFT	Square Lamp Table (Solid Surface Top) - 16" High • Solid surface color is always Corian™ glacier white.	24" x 24"	2207/S	<input type="checkbox"/>	<input type="checkbox"/>	40.0#
 SMFT	Square Lamp Table (Solid Surface Top) - 22" High • Solid surface color is always Corian™ glacier white.	24" x 24"	2209/S	<input type="checkbox"/>	<input type="checkbox"/>	40.0#
 SMFT	Round Lamp Table (Solid Surface Top) - 16" High • Solid surface color is always Corian™ glacier white.	24" Diameter	2202/S	<input type="checkbox"/>	<input type="checkbox"/>	35.0#
 SMFT	Round Lamp Table (Solid Surface Top) - 22" High • Solid surface color is always Corian™ glacier white.	24" Diameter	2204/S	<input type="checkbox"/>	<input type="checkbox"/>	50.0#

A **B** **C**

HOW TO ORDER

Indicate the following information on order form:

- Quantity of each item.
- Model number, including options. See "How To Build a Model Number".
- Any special service required.

Note: • The indicates that a choice is required.

- The absence of the indicates that no choice is required.
- Alpha-numeric characters in place of indicate that no other alternatives are available.

HOW TO BUILD A MODEL NUMBER

- A** Select basic model.
- B** Select base finish.
Refer to color addendum at ki.com or KI Fabrics & Finishes binder.
- C** Select nylon glide color.

NGFN	- Flannel (Dark Grey)
NGNT	- Natural (Cream)



Delivered
Pricing
\$ 1537

\$ 1562

\$ 1342

\$ 1366

SPECIAL SERVICES

Special Carton Marking

With specially marked information N/C

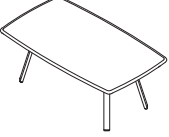

Shipping

Shipped **assembled freight prepaid f.o.b. High Point, North Carolina 27263** factory. Freight class #175.

Specifications and prices are subject to change without prior notice.

Soltice[®] Metal

Solid Surface Coffee & Console Tables

	MODEL	W x D	MODEL NUMBER			Approx. Packaged Weight
			Basic Model	Base Finish	Glide Color	
 <p>SMFT</p>	Rectangle Coffee Table (Solid Surface Top) - 16" High • Solid surface color is always Corian™ glacier white.	42" x 24"	2221/S	<input type="checkbox"/>	<input type="checkbox"/>	60.0#
 <p>SMFT</p>	Round Coffee Table (Solid Surface Top) - 16" High • Solid surface color is always Corian™ glacier white.	36" Diameter	2205/S	<input type="checkbox"/>	<input type="checkbox"/>	65.0#

A **B** **C**

HOW TO ORDER

Indicate the following information on order form:

1. Quantity of each item.
2. Model number, including options. See "How To Build a Model Number".
3. Any special service required.

Note: • The indicates that a choice is required.

- The absence of the indicates that no choice is required.
- Alpha-numeric characters in place of indicate that no other alternatives are available.

HOW TO BUILD A MODEL NUMBER

- A** Select basic model.
- B** Select base finish.
Refer to color addendum at ki.com or KI Fabrics & Finishes binder.
- C** Select nylon glide color.

NGFN	- Flannel (Dark Grey)
NGNT	- Natural (Cream)



Delivered
Pricing
\$ 1936

\$ 2118

SPECIAL SERVICES

Special Carton Marking

With specially marked information N/C

Shipping

Shipped **assembled freight prepaid f.o.b. High Point, North Carolina 27263** factory. Freight class #175.

Specifications and prices are subject to change without prior notice.

Soltice[®] Metal

Healthcare Seating General Information



**Open Arm
Patient Chair
(SOPM)**



**Closed Arm
Patient Chair
(SPPM)**



**Closed Arm
Motion Patient Chair
(SPMPX)**



**Ottoman
(SMOT)**

General Dimensions

Seat width	22"	22"	22-1/2"
Seat depth	20"	20"	20"
Seat height	19"	19"	18-3/4"
Arm width	2-1/4"	2-1/4"	2-1/4"
Arm height	27"	27"	27"

Overall Dimensions

Width	26-1/2"	26-1/2"	27"	22-1/2"
Depth	31"	31"	29"	22"
Height	44"	44"	43-1/2"	14" - 18"

UPHOLSTERY INFORMATION

C.O.M. Fabric

For C.O.M. fabric sent to KI-High Point on multiple rolls, add an additional yard of fabric per roll to the yardage requirements. Multiple rolls have shorter pieces of fabric on them and do not allow nesting and stacking of the fabric to achieve the best yield as is done with one large roll. This results in yardage shortages and requests for additional fabric from the client, which can delay an order. For each roll that is sent, one yard needs to be added to one of the rolls, not separately.

Fabric Disclaimer

Fabric will be applied as swatched by the fabric manufacturer. Fabric that is required to be applied differently than is swatched will need a Special Cost Request written specifying the direction the fabric is to be applied. The posted standard lead time will apply to the Special Cost Request.

FINISH INFORMATION

SPECIAL FINISH MATCHES

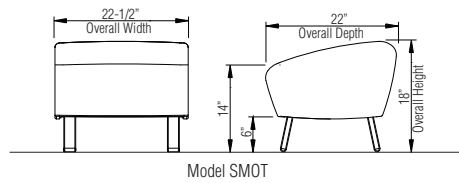
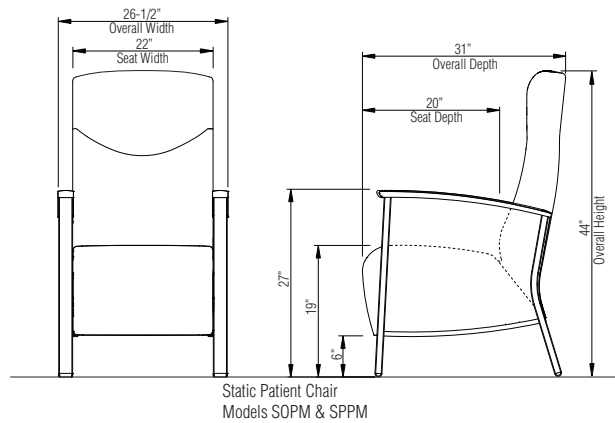
KI can match special finish requests at an upcharge of \$66 List per item, up to 12 or a maximum charge of \$794 List per order per color. Special finish requests must be sent to your KI customer service representative.

Upon receipt from KI, the finishing department will prepare a "strike-off" which will be sent to the customer for approval.

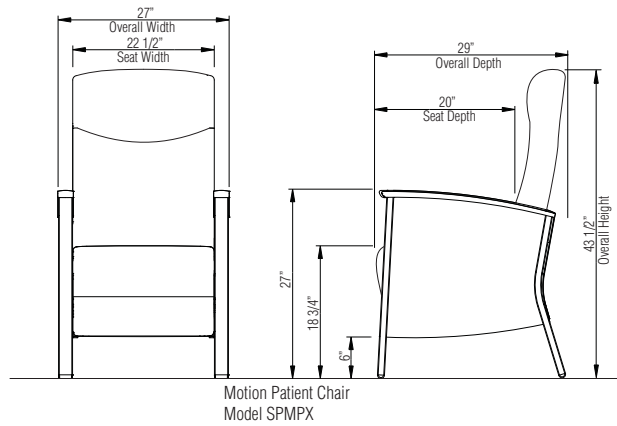
The approval form accompanying the strike-off should be faxed to your KI customer service representative. Upon receipt of the signed approval form, KI will proceed with the order. Disapproved samples may be sent back to KI directly with an explanation of disapproval. A Special Finish Number (SFN) will be assigned to this finish sample for future reference or reorders.



Static Patient Chair (Open Arm/ Closed Arm)



Motion Patient Chair (Closed Arm)




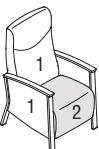
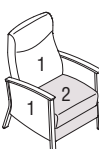
INFORMATION

Warranty

Refer to KI Terms & Conditions document
or visit ki.com

Soltice[®] Metal

Healthcare Seating

			MODEL NUMBER								Approx. Packaged Weight
Features	COM	Basic Model	Non-Contrast or Fabric Contrast 1	Fabric Contrast 2	Base Finish	Arm Cap	Wood Finish	Glide Color	Moisture Barrier		
	Non-contrast	3.5 yd	SOPM/NC	<input type="checkbox"/> <input type="checkbox"/> <input type="checkbox"/> <input type="checkbox"/>		<input type="checkbox"/> <input type="checkbox"/>	<input type="checkbox"/> <input type="checkbox"/> <input type="checkbox"/> <input type="checkbox"/>	<input type="checkbox"/> <input type="checkbox"/> <input type="checkbox"/> <input type="checkbox"/>	<input type="checkbox"/> <input type="checkbox"/> <input type="checkbox"/> <input type="checkbox"/>	75.0#	
	Contrast		SOPM/FC	<input type="checkbox"/> <input type="checkbox"/> <input type="checkbox"/> <input type="checkbox"/>	<input type="checkbox"/> <input type="checkbox"/> <input type="checkbox"/> <input type="checkbox"/>	<input type="checkbox"/> <input type="checkbox"/>	<input type="checkbox"/> <input type="checkbox"/> <input type="checkbox"/> <input type="checkbox"/>	<input type="checkbox"/> <input type="checkbox"/> <input type="checkbox"/> <input type="checkbox"/>	<input type="checkbox"/> <input type="checkbox"/> <input type="checkbox"/> <input type="checkbox"/>	75.0#	
<p>SMPS</p> <p>Patient Chair (Open Arm)</p> <ul style="list-style-type: none"> 1 = Back (Fabric Contrast 1) C.O.M. = 1.75 yd 2 = Seat (Fabric Contrast 2) C.O.M. = 1.5 yd W=26-1/2" D=31" H=44" 											
	Non-contrast	5 yd	SPPM/NC	<input type="checkbox"/> <input type="checkbox"/> <input type="checkbox"/> <input type="checkbox"/>		<input type="checkbox"/> <input type="checkbox"/>	<input type="checkbox"/> <input type="checkbox"/> <input type="checkbox"/> <input type="checkbox"/>	<input type="checkbox"/> <input type="checkbox"/> <input type="checkbox"/> <input type="checkbox"/>	<input type="checkbox"/> <input type="checkbox"/> <input type="checkbox"/> <input type="checkbox"/>	80.0#	
	Contrast		SPPM/FC	<input type="checkbox"/> <input type="checkbox"/> <input type="checkbox"/> <input type="checkbox"/>	<input type="checkbox"/> <input type="checkbox"/> <input type="checkbox"/> <input type="checkbox"/>	<input type="checkbox"/> <input type="checkbox"/>	<input type="checkbox"/> <input type="checkbox"/> <input type="checkbox"/> <input type="checkbox"/>	<input type="checkbox"/> <input type="checkbox"/> <input type="checkbox"/> <input type="checkbox"/>	<input type="checkbox"/> <input type="checkbox"/> <input type="checkbox"/> <input type="checkbox"/>	80.0#	
<p>SMPS</p> <p>Patient Chair (Closed Arm)</p> <ul style="list-style-type: none"> 1 = Back and arms (Fabric Contrast 1) C.O.M. = 4 yd 2 = Seat (Fabric Contrast 2) C.O.M. = 1.5 yd W=26-1/2" D=31" H=44" 											
	Non-contrast	3.75 yd	SPMPX/NC	<input type="checkbox"/> <input type="checkbox"/> <input type="checkbox"/> <input type="checkbox"/>		<input type="checkbox"/> <input type="checkbox"/>	<input type="checkbox"/> <input type="checkbox"/> <input type="checkbox"/> <input type="checkbox"/>	<input type="checkbox"/> <input type="checkbox"/> <input type="checkbox"/> <input type="checkbox"/>	<input type="checkbox"/> <input type="checkbox"/> <input type="checkbox"/> <input type="checkbox"/>	90.0#	
	Contrast		SPMPX/FC	<input type="checkbox"/> <input type="checkbox"/> <input type="checkbox"/> <input type="checkbox"/>	<input type="checkbox"/> <input type="checkbox"/> <input type="checkbox"/> <input type="checkbox"/>	<input type="checkbox"/> <input type="checkbox"/>	<input type="checkbox"/> <input type="checkbox"/> <input type="checkbox"/> <input type="checkbox"/>	<input type="checkbox"/> <input type="checkbox"/> <input type="checkbox"/> <input type="checkbox"/>	<input type="checkbox"/> <input type="checkbox"/> <input type="checkbox"/> <input type="checkbox"/>	90.0#	
<p>SMPX</p> <p>Motion Patient Chair (Closed Arm)</p> <ul style="list-style-type: none"> 1 = Back and arms (Fabric Contrast 1) C.O.M. = 3 yd 2 = Seat (Fabric Contrast 2) C.O.M. = 1 yd W=27" D=29" H=43-1/2" 											

A B C D E F G H

HOW TO ORDER

Indicate the following information on order form:

- Quantity of each item.
- Model number, including options. See "How To Build a Model Number".
- Any special service required.

Note: • The indicates that a choice is required.

- The absence of the indicates that no choice is required.
- Alpha-numeric characters in place of indicate that no other alternatives are available.

HOW TO BUILD A MODEL NUMBER

- A** Select basic model.
- B** Select non-contrast or fabric contrast 1. Refer to color addendum at ki.com or KI Fabrics & Finishes binder.
- C** Select fabric contrast 2. Refer to color addendum at ki.com or KI Fabrics & Finishes binder.
- D** Select base finish color. Refer to color addendum at ki.com or KI Fabrics & Finishes binder.
- E** Select arm option.

WAC	- Wood armcaps (pair)
SAC	- Solid surface armcaps; add \$525
PACBL	- Black poly; add \$85
PACSA	- Sand poly; add \$85
PACWG	- Warm Grey poly; add \$85

Solid surface armcap color is always Corian™ white.
- F** Select wood finish color. Refer to color addendum at ki.com or KI Fabrics & Finishes binder. For Kensington Maple add upcharge.
- G** Select nylon glide color.

NGFN	- Flannel (Dark Grey)
NGNT	- Natural (Cream)
- H** Select moisture barrier.

MB	- Moisture barrier
NMB	- No moisture barrier

See pricing column for moisture barrier upcharge.



Grade C.O.M.	Grade C	Grade D	Grade E & C.O.L.	Grade F	Grade G	Grade H	Grade I	Grade J	Grade K	Grade L Leather	Grade M Leather	Moisture Barrier add to list price
\$ 1360	\$ 1483	\$ 1515	\$ 1554	\$ 1580	\$ 1632	\$ 1684	\$ 1749	\$ 1878	\$ 2008	\$ 2138	\$ 2397	\$ 167
1430	1553	1585	1624	1650	1702	1754	1819	1948	2078	2208	2467	167
\$ 1657	\$ 1833	\$ 1880	\$ 1935	\$ 1972	\$ 2046	\$ 2120	\$ 2213	\$ 2398	\$ 2583	\$ 2769	\$ 3139	\$ 195
1727	1903	1950	2005	2042	2116	2190	2283	2468	2653	2839	3209	195
\$ 2252	\$ 2384	\$ 2419	\$ 2460	\$ 2488	\$ 2544	\$ 2599	\$ 2669	\$ 2808	\$ 2947	\$ 3085	\$ 3363	\$ 169
2322	2454	2489	2530	2558	2614	2669	2739	2878	3017	3155	3433	169

KENSINGTON MAPLE UPCHARGE

Kensington Maple requires extended leadtimes.

Model	
SOPM	\$50
SPPM	\$50
SPMPX	\$50

California TB133 Fire Safety Code

The above seating products can be manufactured as a Special Cost Request using the appropriate flame-retardant materials and fabric selections for compliance to California Technical Bulletin 133. Please contact KI customer service for fabric compliance. Not available with moisture barrier.

Model	
SOPM	\$228
SPPM	\$289
SPMPX	\$235
SMOT	\$165

SPECIAL SERVICES

Special Carton Marking

With specially marked information N/C


Shipping

Shipped **assembled freight prepaid f.o.b. High Point, North Carolina 27263** factory. Freight class #175.

Specifications and prices are subject to change without prior notice.

Soltice[®] Metal

Healthcare Seating

	MODEL	Features	COM	MODEL NUMBER					Approx. Packaged Weight
				Basic Model	Non-Contrast or Fabric Contrast 1	Base Finish	Glide Option	Moisture Barrier	
 <p>SMPO</p>	Patient Ottoman • W=22-5/8" D=21-3/8" H=18"	Non-contrast	1.5 yd	SMOT	□□□□	□□	□	□□□	35.0#
				A	B	C	D	E	

HOW TO ORDER

Indicate the following information on order form:

- Quantity of each item.
- Model number, including options. See "How To Build a Model Number".
- Any special service required.

Note: • The indicates that a choice is required.

- The absence of the indicates that no choice is required.
- Alpha-numeric characters in place of indicate that no other alternatives are available.

HOW TO BUILD A MODEL NUMBER

- A** Select basic model.
- B** Select non-contrast or fabric contrast 1. Refer to color addendum at ki.com or KI Fabrics & Finishes binder.
- C** Select base finish color. Refer to color addendum at ki.com or KI Fabrics & Finishes binder.
- D** Select glide color.
 - NGFN** - Flannel (Dark Grey)
 - NGNT** - Natural (Cream)
- E** Select moisture barrier.
 - MB** - Moisture barrier
 - NMB** - No moisture barrier

See pricing column for moisture barrier upcharge.



Grade C.O.M.	Grade C	Grade D	Grade E & C.O.L.	Grade F	Grade G	Grade H	Grade I	Grade J	Grade K	Grade L Leather	Grade M Leather	Moisture Barrier add to list price
\$ 652	\$ 705	\$ 719	\$ 735	\$ 746	\$ 769	\$ 791	\$ 819	\$ 874	\$ 930	\$ 985	\$ 1096	\$ 139

SPECIAL SERVICES
Special Carton Marking

With specially marked information N/C

Shipping

 Shipped **assembled freight prepaid f.o.b. High Point, North Carolina 27263** factory. Freight class #175.

Specifications and prices are subject to change without prior notice.



KI
1330 Bellevue Street
P.O. Box 8100
Green Bay, Wisconsin 54308-8100
1-800-424-2432
www.ki.com

KI and Furnishing Knowledge
are registered trademarks
of Krueger International, Inc.

© 2014 Krueger International, Inc.
All Rights Reserved.
Code KI-11608/KI/PDF/0914